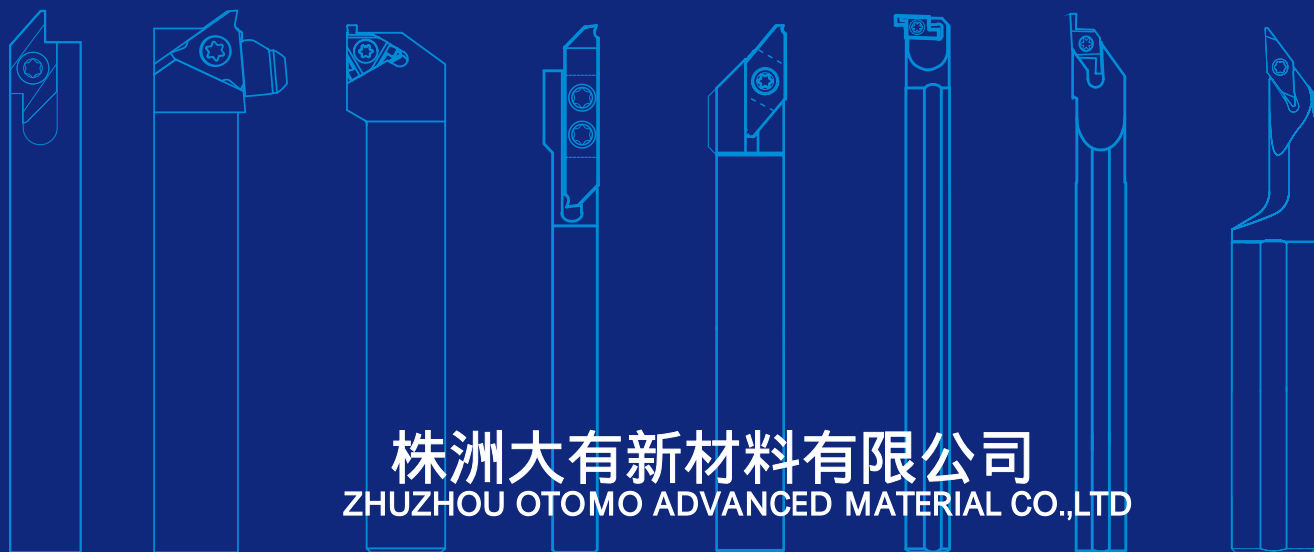




2024

切断切槽刀片

Parting&Grooving inserts



株洲大有新材料有限公司
ZHUSHOU OTOMO ADVANCED MATERIAL CO.,LTD

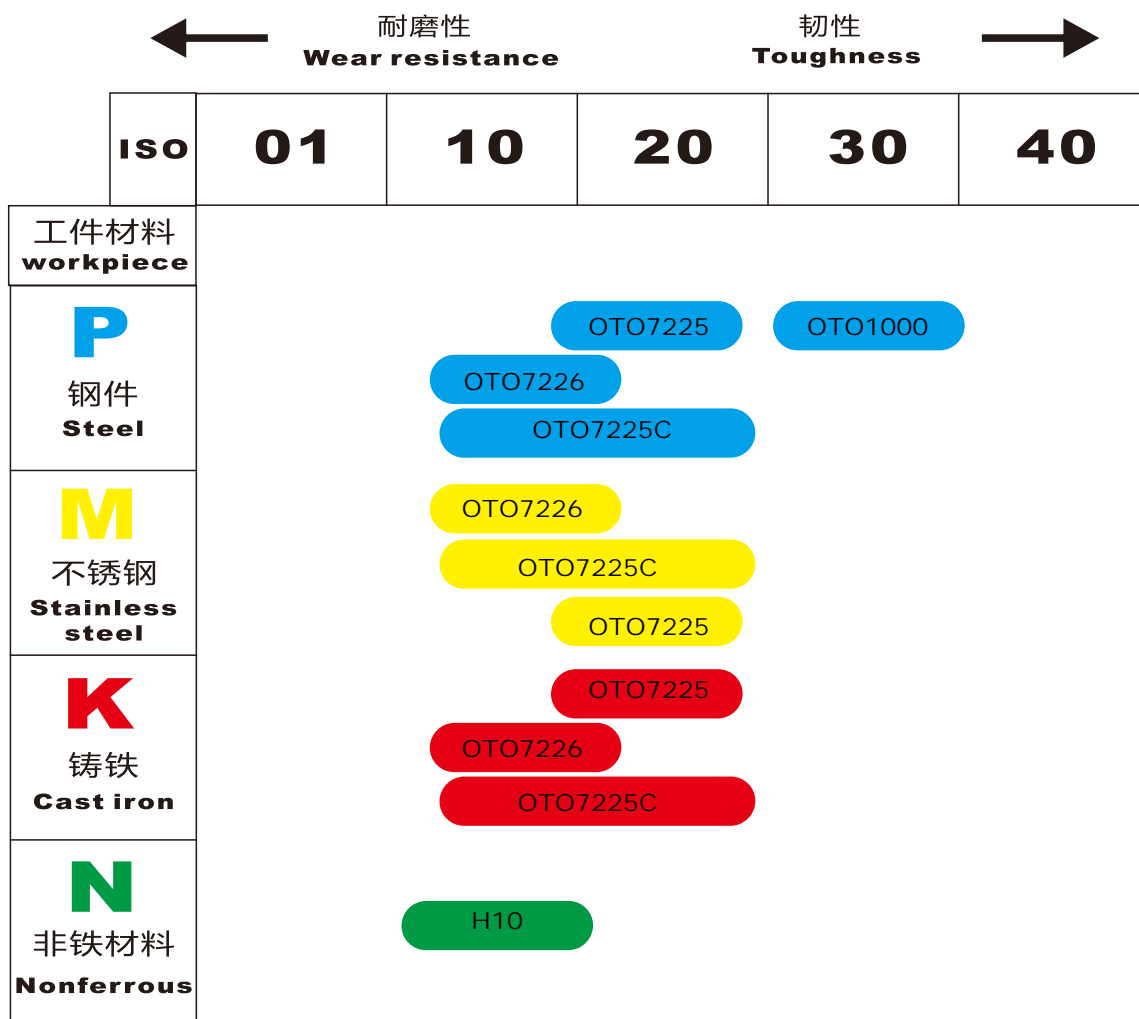
目录

Contents

刀片材质介绍	Inserts Grades System	1
TGF32浅切槽刀	-----	2~5
GBA43浅切槽刀	-----	6~7
T11/16浅槽刀	-----	8~9
GR浅切槽刀	-----	10~11
GE小孔内槽刀	-----	12~14
GE-DD/EE端面切槽刀	-----	15~16
VNF/VC11/VC16内孔端面切槽刀	-----	17~18
M10内孔端面槽刀	-----	19
FVC1604端面切槽刀	-----	20
MB逗号小孔内槽刀	-----	21~22
TKF12/16切槽切断刀	-----	23~24
CTP/CTPA切槽切断刀	-----	25~26
MGGN/MGMN切槽切断刀	-----	27~30
TDC/TDJ切槽切断刀	-----	31~32
TQJ27四角星切槽刀	-----	33~34
PENTA24五角星切槽刀	-----	35~36
PENTA34五角星切槽刀	-----	37~38
TTX32螺纹车刀	-----	39
TT32螺纹车刀	-----	40
TKFT12/16螺纹车刀	-----	41
TTP/TTPA螺纹车刀	-----	42
ABS/ABW背车刀	-----	43~44
精磨车刀槽型介绍	-----	45
TNGG	-----	46
WNGG	-----	47
VNGG	-----	48
TBGT/TBGH/TCGT/TPGH	-----	49
CCGT	-----	50
DCGT	-----	51
VB/VC/VPGT	-----	52
WBGT	-----	53

刀片材质介绍

Inserts Grades System



OTO7225C
OTO7225C General grade for steel, stainless steel.

OTO7225
Oerlikon Balzas coating. OTO7225 is a general grade for steels which HRC below 58, also applied for stainless steels, prefer steel materials. It has excellent performance in normal conditions.


OTO7226
Oerlikon Balzas coating. OTO7226 grade for it has excellent performance in stainless steels, such as 304, 316L. It also good for Titanium alloy.

H10
Coating: Uncoated
H10 is the first option for aluminum alloy, copper and other non-ferrous materials.

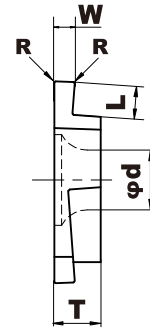
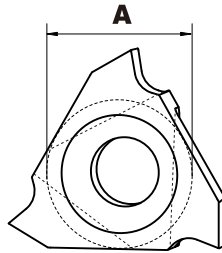
OTO1000
OTO1000 is a cerment carbide grade, first option for steel finishing.

TGF32浅槽刀片

TGF32 shallow grooving inserts



图示为右手刀具
Right-hand Tool shown



单位:mm
Unit:mm

型号 Designation		尺寸 Dimensions						材质 Grades					
右手 Right	左手 Left	A	T	φd	W	L	R	OTO7225	OTO7225C	OTO7226	H10		
TGF32R033	TGF32L033	9.525	3.18	4.4	0.33	0.80	0.05	●	●	●	●		
TGF32R040	TGF32L040				0.40			●	●	●	●		
TGF32R050	TGF32L050				0.50	1.20		0.05	●	●	●	●	
TGF32R060	TGF32L060				0.60				1.40	●	●	●	●
TGF32R070	TGF32L070				0.70	●				●	●	●	
TGF32R075	TGF32L075				0.75	2.00			●	●	●	●	
TGF32R080	TGF32L080				0.80				●	●	●	●	
TGF32R085	TGF32L085				0.85	2.20			0.10	●	●	●	●
TGF32R090	TGF32L090				0.90			●		●	●	●	
TGF32R095	TGF32L095				0.95			●		●	●	●	
TGF32R100	TGF32L100				1.00			2.70		●	●	●	●
TGF32R105	TGF32L105				1.05					●	●	●	●
TGF32R110	TGF32L110				1.10		2.70	0.15		●	●	●	●
TGF32R115	TGF32L115				1.15	●				●	●	●	
TGF32R120	TGF32L120				1.20	3.00				●	●	●	●
TGF32R125	TGF32L125				1.25					●	●	●	●
TGF32R130	TGF32L130				1.30	3.00				●	●	●	●
TGF32R135	TGF32L135				1.35					●	●	●	●
TGF32R140	TGF32L140				1.40		3.00			●	●	●	●
TGF32R145	TGF32L145				1.45				●	●	●	●	
TGF32R150	TGF32L150				1.50		3.00		0.15	●	●	●	●
TGF32R160	TGF32L160				1.60					●	●	●	●
TGF32R170	TGF32L170				1.70	3.00				●	●	●	●
TGF32R175	TGF32L175				1.75					●	●	●	●
TGF32R180	TGF32L180	1.80	3.00	●	●	●		●					
TGF32R185	TGF32L185	1.85		●	●	●		●					
TGF32R190	TGF32L190	1.90		3.00	●	●	●	●					
TGF32R200	TGF32L200	2.00			●	●	●	●					
TGF32R210	TGF32L210	2.10		3.00	0.15	●	●	●		●			
TGF32R220	TGF32L220	2.20				●	●	●		●			
TGF32R225	TGF32L225	2.25	3.00			●	●	●		●			
TGF32R230	TGF32L230	2.30				●	●	●		●			
TGF32R240	TGF32L240	2.40	3.00			●	●	●	●				

见下页

型号 Designation		尺寸 Dimensions						材质 Grades			
右手 Right	左手 Left	A	T	φd	W	L	R	OTO7225	OTO7225C	OTO7226	H10
TGF32R250	TGF32L250	9.525	3.18	4.4	2.50	3.20	0.20	●	●	●	●
TGF32R260	TGF32L260				2.60			●	●	●	●
TGF32R265	TGF32L265				2.65			●	●	●	●
TGF32R270	TGF32L270				2.70			●	●	●	●
TGF32R275	TGF32L275				2.75			●	●	●	●
TGF32R280	TGF32L280				2.80			●	●	●	●
TGF32R285	TGF32L285				2.85			●	●	●	●
TGF32R290	TGF32L290				2.90			●	●	●	●
TGF32R295	TGF32L295				2.95			●	●	●	●
TGF32R300	TGF32L300				3.00			●	●	●	●
* TGF32R310	* TGF32L310				3.10			●	●	●	●
* TGF32R315	* TGF32L315				3.15			●	●	●	●
* TGF32R320	* TGF32L320				3.20			●	●	●	●




表格中的尺寸为标准品尺寸，可以根据客户需求，定做非标尺寸刀片，每个规格，起订量100片。

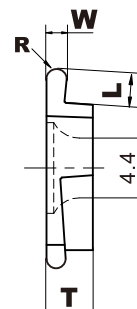
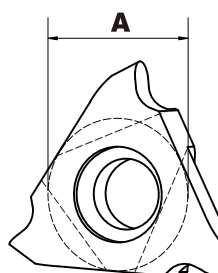
Table sizes are the standard product sizes, we can be based on customer needs, customized non-standard size of the insert. Minimum order quantity of each specification is 100 pieces.

TGF32 圆弧型浅槽刀

TGF32 Full Radius Shallow Grooving Inserts



图示为右手刀具
Right-hand Tool shown

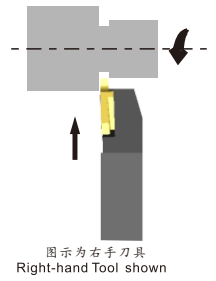
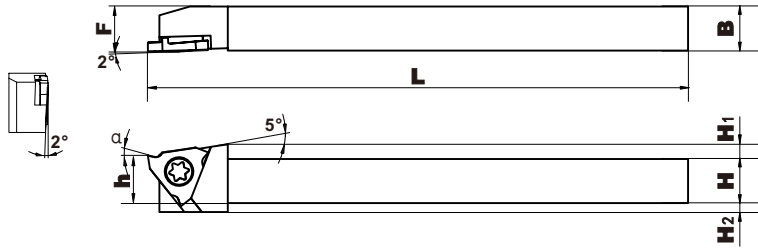


单位:mm
Unit:mm

型号 Designation		尺寸 Dimensions						材质 Grades			
右手 Right	左手 Left	A	T	φd	W	L	R	OTO7225	OTO7225C	OTO7226	H10
TGF32R040-R0.20	TGF32L040-R0.20	9.525	3.18	4.4	0.40	1.00	0.20	●	●	●	●
TGF32R050-R0.25	TGF32L050-R0.25				0.50	1.20	0.25	●	●	●	●
TGF32R060-R0.30	TGF32L060-R0.30				0.60	1.40	0.30	●	●	●	●
TGF32R080-R0.40	TGF32L080-R0.40				0.80	2.00	0.40	●	●	●	●
TGF32R100-R0.50	TGF32L100-R0.50				1.00	2.20	0.50	●	●	●	●
TGF32R120-R0.60	TGF32L120-R0.60				1.20		0.60	●	●	●	●
TGF32R150-R0.75	TGF32L150-R0.75				1.50	2.70	0.75	●	●	●	●
TGF32R200-R1.00	TGF32L200-R1.00				2.00		1.00	●	●	●	●
TGF32R250-R1.25	TGF32L250-R1.25				2.50		3.20	1.25	●	●	●
TGF32R300-R1.50	TGF32L300-R1.50				3.00	1.50		●	●	●	●

KTGF-F切槽刀杆(无偏头)

KTGF-F External Grooving Toolholders(Without Offset)



图示为右手刀具
Right-hand Tool shown

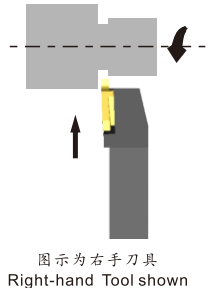

型号 Designation		尺寸 Dimension							配套刀片 Inserts	零件 Spare Parts	
右手 Right	左手 Left	H	H ₁	H ₂	h	B	F	L		梅花螺钉 Screw	梅花扳手 Torax Wrench
KTGFR1010H-16F	KTGFL1010H-16F	10	2.5	2	10	10	10	100	TGF32R*** (右手刀杆配右手刀片) (R-hand Toolholder For R-hand inserts) TGF32L*** (左手刀杆配左手刀片) (L-hand Toolholder For L-hand inserts)	M4*8	T15
KTGFR1212H-16F	KTGFL1212H-16F	12		12	12	12					
KTGFR1616H-16F	KTGFL1616H-16F	16		16	16	16					
KTGFR2020K-16F	KTGFL2020K-16F	20		20	20	20	125				
KTGFR2525M-16F	KTGFL2525M-16F	25		25	25	25	150				

⚠ 走心机自动车床必须用这种直头切槽刀杆。
It is necessary to use "Without Offset Type" in operating the automatic lathe.

单位:mm
Unit:mm

KTGF切槽刀杆(有偏头)

KTGF External Grooving Toolholders (With Offset)



图示为右手刀具
Right-hand Tool shown

型号 Designation		尺寸 Dimension							配套刀片 Inserts	零件 Spare Parts	
右手 Right	左手 Left	H	H ₁	H ₂	h	B	F	L		螺钉 Screw	梅花扳手 Torax Wrench
KTGFR1010H-16	KTGFL1010H-16	10	2.5	4	10	10	12	100	TGF32R*** (右手刀杆配右手刀片) (R-hand Toolholder For R-hand inserts) TGF32L*** (左手刀杆配左手刀片) (L-hand Toolholder For L-hand inserts)	M4*8	T15
KTGFR1212H-16	KTGFL1212H-16	12		2	12	12	16				
KTGFR1616H-16	KTGFL1616H-16	16		16	16	20					
KTGFR2020K-16	KTGFL2020K-16	20		20	20	25	125				
KTGFR2525M-16	KTGFL2525M-16	25		25	25	32	150				

⚠ 无偏头跟有偏头的区别：
The difference bettwn KTGF-F and KTGF toolholders :

单位:mm
Unit:mm



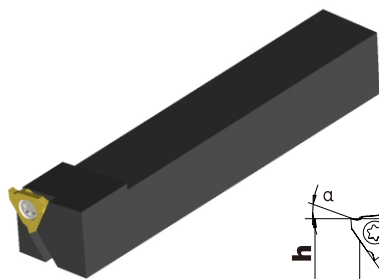
F=B



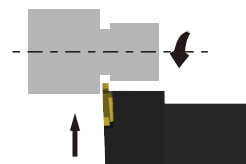
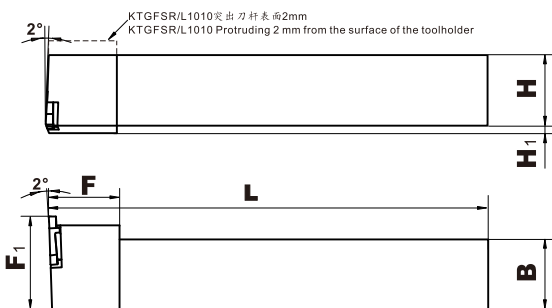
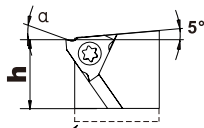
F>B

B-KTGF 排刀型外切槽刀杆

B-KTGF "L-styled" External Grooving Toolholder



KTGFSR/L1010突出刀杆表面2mm
KTGFSR/L1010 Protruding 2 mm from the surface of the toolholder



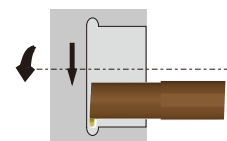
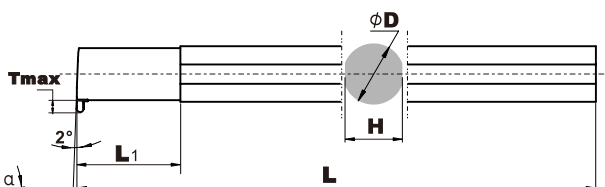
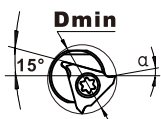
图示为左手刀具
Left-hand Tool shown

型号 Designation		尺寸 Dimension						配套刀片 Inserts	零件 Spare Parts		
左手 Left	右手 Right	H	H ₁	B	F	F ₁	L		螺钉 Screw	梅花扳手 Torx Wrench	
B-KTGFL1212H16	B-KTGFR1212H16	12	2.5	12	16	20	100	TGF32R*** 右手刀片配左手刀杆 (R-hand inserts For L-hand Toolholder)	M4*8	T15	
B-KTGFL1616H16	B-KTGFR1616H16	16		16	20	24					
B-KTGFL2020K16	B-KTGFR2020K16	20		20	25	30					125
B-KTGFL2525M16	B-KTGFR2525M16	25		25	32	35					150

单位:mm
Unit:mm

TGF32 内孔切槽刀杆

TGF32 Internal Grooving Toolholder




图示为右手刀具
Right-hand Shown

型号 Designation		尺寸 Dimension				配套刀片 Inserts	零件 Spare Parts	
左手 Left	右手 Right	H	d ₁	L	Dmin		螺钉 Screw	梅花扳手 Torx Wrench
S16N-KTGFL16	S16N-KTGFR16	15	16	160	20	TGF32R*** 右手刀片配左手刀杆 (R-hand inserts For L-hand Toolholder)	M4*8	T15
S20Q-KTGFL16	S20Q-KTGFR16	19	20	180	24			
S25R-KTGFL16	S25R-KTGFR16	23	25	200	29			
S32S-KTGFL16	S32S-KTGFR16	30	32	250	36			

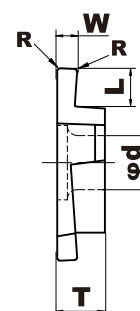
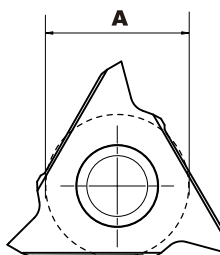
单位:mm
Unit:mm

GBA43 型浅切槽刀

GBA43 shallow Grooving Inserts



图示为右手刀具
Right-hand Tool shown




单位:mm
Unit:mm

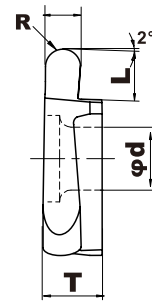
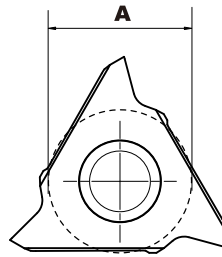
型号 Designation		尺寸 Dimensions						材质 Grades			
右手 Right	左手 Left	A	T	φd	W	L	R	OTO7225	OTO7225C	OTO7226	H10
GBA43R100	GBA43L100	12.7	4.76	5.4	1.00	2.2	0.1	●	●	●	●
GBA43R120	GBA43L120				1.20			●	●	●	●
GBA43R125	GBA43L125				1.25			●	●	●	●
GBA43R140	GBA43L140				1.40	●		●	●	●	
GBA43R145	GBA43L145				1.45	●		●	●	●	
GBA43R150	GBA43L150				1.50	0.2		3.5	●	●	●
GBA43R170	GBA43L170				1.70		●		●	●	●
GBA43R175	GBA43L175				1.75		●		●	●	●
GBA43R185	GBA43L185				1.85		●		●	●	●
GBA43R200	GBA43L200				2.00		●		●	●	●
GBA43R225	GBA43L225				2.25		●		●	●	●
GBA43R230	GBA43L230				2.30	0.3	5.0	●	●	●	●
GBA43R250	GBA43L250				2.50			●	●	●	●
GBA43R265	GBA43L265				2.65			●	●	●	●
GBA43R280	GBA43L280				2.80			●	●	●	●
GBA43R300	GBA43L300				3.00			●	●	●	●
GBA43R330	GBA43L330				3.30			●	●	●	●
GBA43R350	GBA43L350				3.50	0.3	5.0	●	●	●	●
GBA43R360	GBA43L360				3.60			●	●	●	●
GBA43R400	GBA43L400				4.00			●	●	●	●
GBA43R420	GBA43L420				4.20			●	●	●	●
GBA43R450	GBA43L450				4.50			●	●	●	●
GBA43R480	GBA43L480				4.80			●	●	●	●

GBA43 型浅切槽刀

GBA43 shallow Grooving Inserts



图示为右手刀具
Right-hand Tool shown

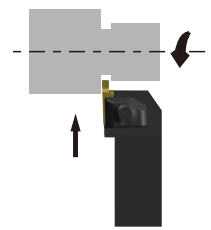
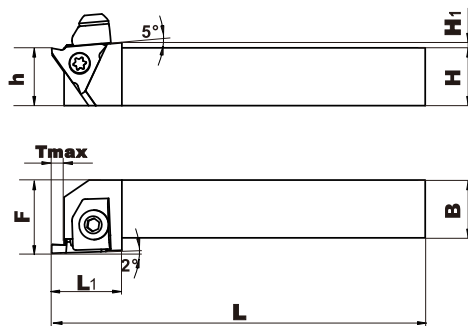
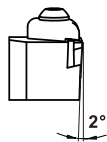



单位:mm
Unit:mm

型号 Designation		尺寸 Dimensions					材质 Grades			
右手 Right	左手 Left	A	T	W	L	R	OTO7225	OTO7225C	OTO7226	H10
GBA43R100-R050	GBA43L100-R050			1.00	2.00	0.50	●	●	●	●
GBA43R120-R060	GBA43L120-R060			1.20	3.50	0.60	●	●	●	●
GBA43R150-R075	GBA43L150-R075			1.50		0.75	●	●	●	●
GBA43R200-R100	GBA43L200-R100			2.00		1.00	●	●	●	●
GBA43R250-R125	GBA43L250-R125			2.50	5.00	1.25	●	●	●	●
GBA43R300-R150	GBA43L300-R150			3.00		1.50	●	●	●	●
GBA43R350-R175	GBA43L350-R175			3.50		1.75	●	●	●	●
GBA43R400-R200	GBA43L400-R200			4.00		2.00	●	●	●	●

KGBA 切槽刀杆

KGBA External Grooving Toolholders



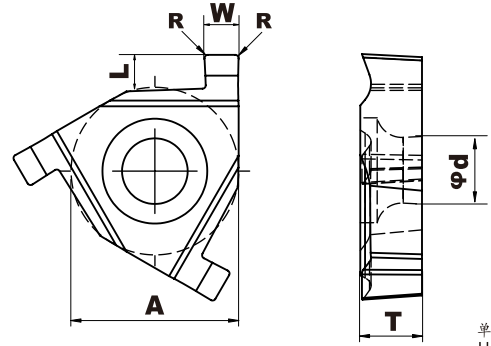

图示为右手刀具
Right-hand Shown

型号 Designation		尺寸 Dimension								零件 Spare Parts			
右手 Right	左手 Left	H	B	h	H1	L	L1	F	Tmax	压板 Clamp	双头螺栓 Clamp Screw	螺钉 Screw	扳手 Torx Wrench
KGBAR2020K22	KGBAL2020K22	20	20	20	4	125	25	25	5	HI1814	MI0625	M4*8	T15
KGBAR2525M22	KGBAL2525M22	25	25	25		150		32					
KGBAR3232P22	KGBAL3232P22	32	32	32		170		40					

单位:mm
Unit:mm

T11/16浅槽刀片

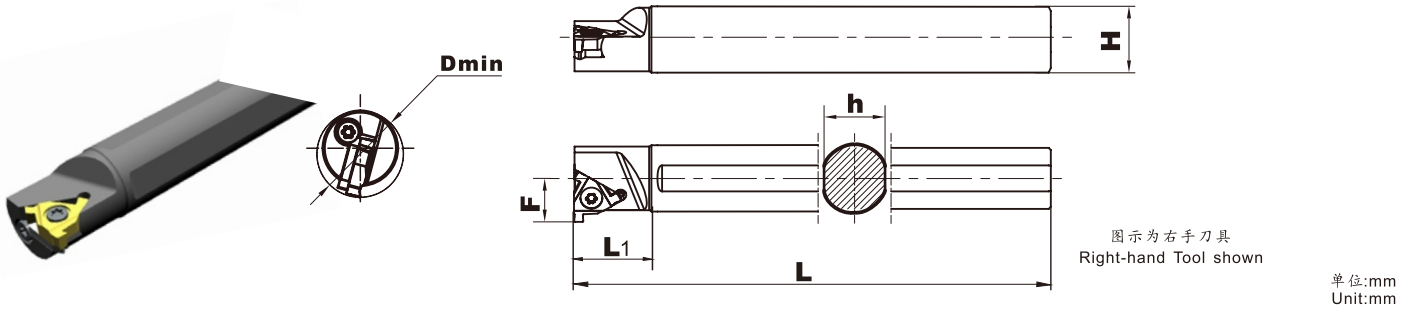
T11/16 shallow Grooving Inserts



型号 Designation		尺寸 Dimensions						材质 Grades					
外槽 External	内槽 Internal	A	T	φd	W	L	R	OTO7225	OTO7225C	OTO7226	H10		
T11E050	T11N050	6.35	3.18	2.9	0.50	1.00	0.05	●	●	●	●		
T11E060	T11N060				0.60			●	●	●			
T11E070	T11N070				0.70	●		●	●				
T11E080	T11N080				0.80	●		●	●				
T11E090	T11N090				0.90	●		●	●				
T11E100	T11N100				1.00	●		●	●				
T11E110	T11N110				1.10	0.10	1.50	●	●	●	●		
T11E120	T11N120				1.20			●	●	●			
T11E130	T11N130				1.30			●	●	●			
T11E140	T11N140				1.45			●	●	●			
T11E150	T11N150				1.50			●	●	●			
T11E160	T11N160				1.60			●	●	●			
T11E170	T11N170				1.70			●	●	●			
T11E180	T11N180				1.80			●	●	●			
T11E200	T11N200				2.00	●	●	●					
T16E050	T16N050				9.525	3.65	4.0	0.50	1.60	0.05	●	●	●
T16E060	T16N060	0.60	●	●				●					
T16E070	T16N070	0.70	●	●				●					
T16E080	T16N080	0.80	●	●				●					
T16E090	T16N090	0.90	●	●				●					
T16E100	T16N100	1.00	0.10	2.10				●	●		●	●	
T16E110	T16N110	1.10						●	●	●			
T16E120	T16N120	1.20						●	●	●			
T16E130	T16N130	1.30						●	●	●			
T16E140	T16N140	1.40						●	●	●			
T16E150	T16N150	1.50						●	●	●			
T16E160	T16N160	1.60						●	●	●			
T16E170	T16N170	1.70						●	●	●			
T16E180	T16N180	1.80						●	●	●			
T16E200	T16N200	2.00						●	●	●			
T16E215	T16N215	2.15						2.00	2.00	●	●	●	●
T16E230	T16N230	2.30								●	●	●	
T16E250	T16N250	2.50	●	●						●			
T16E265	T16N265	2.65	●	●						●			
T16E300	T16N300	3.00	●	●						●			
T16E100-R050	T16N100-R050	1.00	2.10	2.00						●	0.50	●	●
T16E120-R060	T16N120-R060	1.20						●	0.60	●	●		
T16E150-R075	T16N150-R075	1.50						●	0.75	●	●		
T16E200-R100	T16N200-R100	2.00						●	1.00	●	●		
T16E250-R125	T16N250-R125	2.50			●	1.25	●	●					
T16E300-R150	T16N300-R150	3.00	●	1.50	●	●							

T11/16N 内槽刀杆

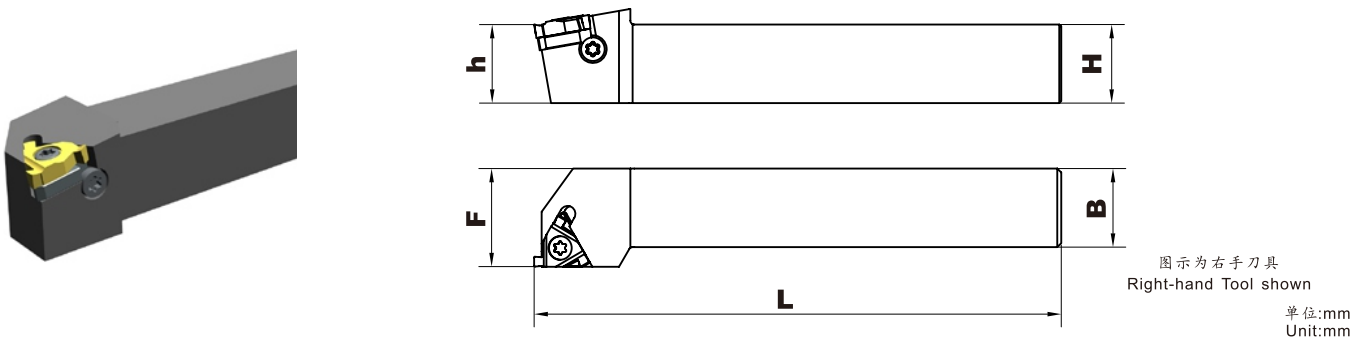
T11/16 shallow Grooving Inserts



型号 Designation	尺寸 Dimension						配套刀片 Inserts	零件 Spare Parts	
	H	h	F	L1	L	Dmin		螺钉 Screw	梅花扳手 Torx Wrench
SNR0010H11	10	9	7.4	12	100	12	T11N***	M2.5*8	T8
SNR0012K11	12	11	8.4	15	125	15			
SNR0013M11	13	12	8.9	25	150	15			
SNR0013M16	13	12	10.2	25	150	16	T16N***	M3.5*12	T15
SNR0016M16	16	15	11.7	30	150	19			
SNR0020Q16	20	18	13.7	32	180	24			
SNR0025R16	25	23	16.2	35	200	29			
SNR0032S16	32	30	19.7	36	250	36			
SNR0040T16	40	37	23.7	45	300	44			
SNR0050U16	50	46	28.7	55	350	54			

T16E 外槽刀杆

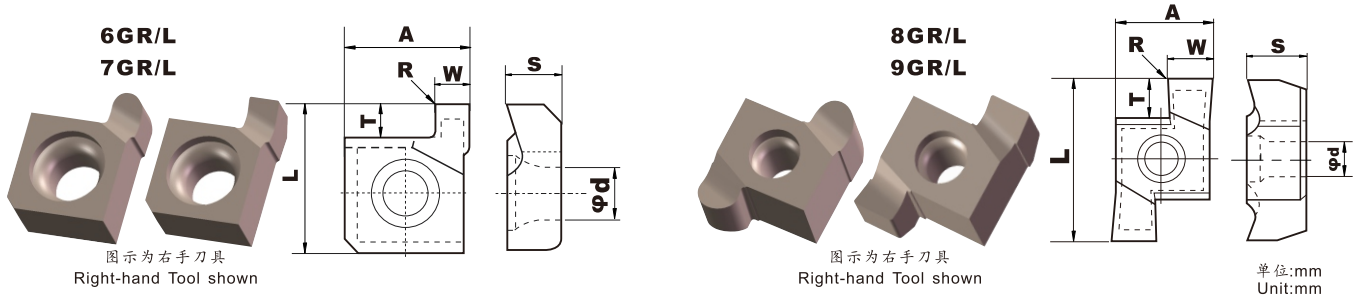
T16 shallow Grooving Inserts



型号 Designation	尺寸 Dimension					配套刀片 Inserts	零件 Spare Parts	
	H	h	B	F	L		螺钉 Screw	梅花扳手 Torx Wrench
SER1212F16	12	12	12	16	80	T16E***	M3.5*12	T15
SER1616H16	16	16	16	20	100			
SER2020K16	20	20	20	25	125			
SER2525M16	25	25	25	32	150			
SER3232P16	32	32	32	40	170			

GR 浅槽刀片

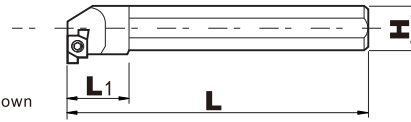
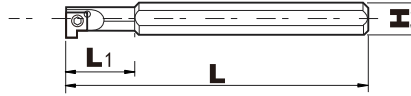
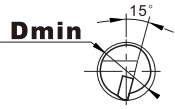
GR shallow Grooving Inserts



型号 Designation		尺寸 Dimensions							材质 Grades					
右手 Right	左手 Left	L	A	S	ϕd	W	T	R	OTO7225	OTO7225C	OTO7226	H10		
6GR100	6GL100	6.44	5.60	2.34	2.30	1.00	1.50	0.20	●	●	●	●		
6GR150	6GL150					1.50			●	●	●			
6GR200	6GL200					2.00			●	●	●			
7GR100	7GL100	7.36		3.08	2.58	1.00			●	●	●	●		
7GR150	7GL150					1.50			●	●	●			
7GR200	7GL200					2.00			●	●	●			
7GR100-R050	7GL100-R050	10.16	6.20	3.87	2.58	1.00	2.00		0.20	●	●	●	●	
7GR150-R075	7GL150-R075					1.50				●	●	●		
7GR200-R100	7GL200-R100					2.00				●	●	●		
8GR100	8GL100					1.00				●	●	●		
8GR150	8GL150					1.50				●	●	●		
8GR200	8GL200					2.00				●	●	●		
8GR250	8GL250	2.50	●	●	●									
8GR300	8GL300	3.00	●	●	●									
8GR350	8GL350	3.50	●	●	●									
8GR100-R050	8GL100-R050	12.95	7.70	4.66	2.86	1.00		3.00		0.20	●	●	●	●
8GR150-R075	8GL150-R075					1.50					●	●	●	
8GR200-R100	8GL200-R100					2.00					●	●	●	
8GR250-R125	8GL250-R125					2.50	●		●		●			
8GR300-R150	8GL300-R150					3.00	●		●		●			
8GR350-R175	8GL350-R175					3.50	●		●		●			
9GR100	9GL100	12.95	7.70	4.66	2.86	1.00	3.00		0.20		●	●	●	●
9GR150	9GL150					1.50					●	●	●	
9GR200	9GL200					2.00					●	●	●	
9GR250	9GL250					2.50					●	●	●	
9GR300	9GL300					3.00					●	●	●	
9GR350	9GL350					3.50					●	●	●	
9GR100-R050	9GL100-R050	12.95	7.70	4.66	2.86	1.00		3.00		0.50	●	●	●	●
9GR150-R075	9GL150-R075					1.50					●	●	●	
9GR200-R100	9GL200-R100					2.00					●	●	●	
9GR250-R125	9GL250-R125					2.50					●	●	●	
9GR300-R150	9GL300-R150					3.00					●	●	●	
9GR350-R175	9GL350-R175					3.50					●	●	●	

GR 槽刀杆

GR shallow Grooving Inserts



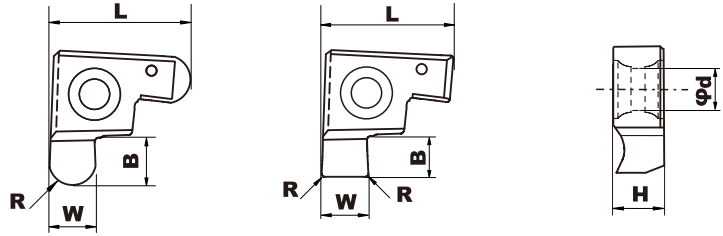

图示为右手刀具
Right-hand Tool shown

单位:mm
Unit:mm

型号 Designation		尺寸 Dimension				配套刀片 Inserts	零件 Spare Parts	
右手 Right	左手 Left	H	L1	L	Dmin		螺钉 Screw	梅花扳手 Torx Wrench
SNGR08H06	SNGL08H06	08	18	100	8	6GR/L***	M2.0*6	T6
SNGR08H07	SNGL08H07	08	23	100	10	7GR/L***	M2.2*6	
SNGR10K07	SNGL10K07	10	29	125	12	8GR/L***		
SNGR10K08	SNGL10K08	10	15	125	14	9GR/L***	M2.5*8	T7
SNGR12M08	SNGL12M08	12	18	125	16			
SNGR16Q09	SNGL16Q09	16	20	180	20	9GR/L***	M2.5*8	T7
SNGR20R09	SNGL20R09	20	25	200	24			

GER/L-A/B内槽刀片

GER-A/B shallow Grooving Inserts

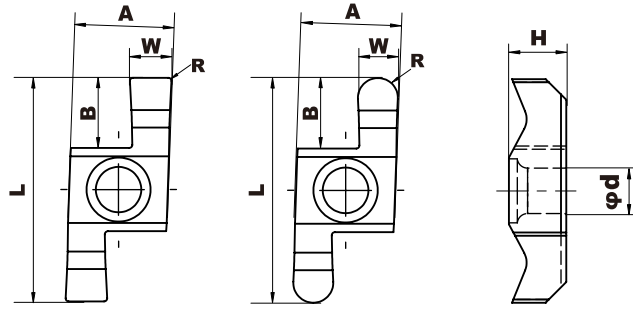



图示为右手刀片
Right-hand Inserts shown
单位:mm
Unit:mm

型号 Designation		尺寸 Dimensions						材质 Grades			
右手 Right	左手 Left	L	H	$\varnothing d$	W	B	R	OTO7225	OTO7225C	OTO7226	H10
GER100-A	GEL100-A	6.69	2.58	2.50	1.00	1.50	0.10	●	●	●	●
GER120-A	GEL120-A				1.20			●	●	●	●
GER150-A	GEL150-A				1.50			●	●	●	●
GER200-A	GEL200-A				2.00			●	●	●	●
GER100-050AR	GEL100-050AR				1.00			●	●	●	●
GER150-075AR	GEL150-075AR				1.50			●	●	●	●
GER200-100AR	GEL200-100AR				2.00			●	●	●	●
GER100-B	GEL100-B	8.46	3.18	2.8	1.00	2.20	0.10	●	●	●	●
GER120-B	GEL120-B				1.20			●	●	●	●
GER150-B	GEL150-B				1.50			●	●	●	●
GER200-B	GEL200-B				2.00			●	●	●	●
GER250-B	GEL250-B				2.50		●	●	●	●	
GER300-B	GEL300-B				3.00		●	●	●	●	
GER100-050BR	GEL100-050BR				1.00		●	●	●	●	
GER120-060BR	GEL120-060BR				1.20		●	●	●	●	
GER150-075BR	GEL150-075BR				1.50		●	●	●	●	
GER200-100BR	GEL200-100BR				2.00		●	●	●	●	
GER250-125BR	GEL250-125BR				2.50		●	●	●	●	
GER300-150BR	GEL300-150BR				3.00		●	●	●	●	

GER/L-C/D/E 内槽刀片

GER-C/D/E Grooving Inserts



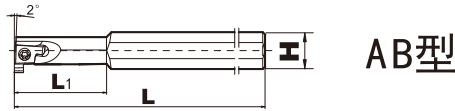
图示为右手刀片
Right-hand Inserts shown

单位:mm
Unit:mm

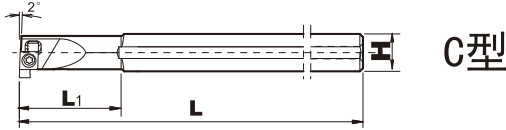
型号 Designation		尺寸 Dimensions							材质 Grades								
右手 Right	左手 Left	L	A	H	φd	W	B	R	OTO7225	OTO7225C	OTO7226	H10					
GER100-C	GEL100-C	11.48	5.8	4.05	2.80	1.00	2.50	0.10	●	●	●	●					
GER120-C	GEL120-C					1.20			●	●	●						
GER150-C	GEL150-C					1.50			●	●	●						
GER200-C	GEL200-C					2.00			●	●	●						
GER250-C	GEL250-C					2.50			●	●	●						
GER300-C	GEL300-C					3.00			●	●	●						
GER350-C	GEL350-C					3.50		●	●	●	0.20	●	●	●	●		
GER100-050CR	GEL100-050CR					1.00		●	●	●							
GER120-060CR	GEL120-060CR					1.20		●	●	●							
GER150-075CR	GEL150-075CR					1.50		●	●	●							
GER200-100CR	GEL200-100CR					2.00		●	●	●							
GER250-125CR	GEL250-125CR					2.50		●	●	●							
GER300-150CR	GEL300-150CR					3.00		●	●	●	1.50	●	●	●	●		
GER100-D	GEL100-D					16.44		6.8	5.05	3.40	1.00	4.50	0.10	●	●	●	●
GER120-D	GEL120-D										1.20			●	●	●	
GER150-D	GEL150-D										1.50			●	●	●	
GER200-D	GEL200-D	2.00	●	●	●												
GER250-D	GEL250-D	2.50	●	●	●												
GER300-D	GEL300-D	3.00	●	●	●												
GER350-D	GEL350-D	3.50	●	●	●		0.20				●		●	●	●		
GER400-D	GEL400-D	4.00	●	●	●												
GER100-050DR	GEL100-050DR	1.00	●	●	●												
GER120-060DR	GEL120-060DR	1.20	●	●	●												
GER150-075DR	GEL150-075DR	1.50	●	●	●												
GER200-100DR	GEL200-100DR	2.00	●	●	●												
GER250-125DR	GEL250-125DR	2.50	●	●	●												
GER300-150DR	GEL300-150DR	3.00	●	●	●												
GER350-175DR	GEL350-175DR	3.50	●	●	●												
GER400-200DR	GEL400-200DR	4.00	●	●	●		2.00				●		●	●	●		
GER100-E	GEL100-E	21.66	9.54	5.55	4.40	1.00	6.50	0.10	●	●	●	●					
GER120-E	GEL120-E					1.20			●	●	●						
GER150-E	GEL150-E					1.50			●	●	●						
GER200-E	GEL200-E					2.00			●	●	●						
GER250-E	GEL250-E					2.50			●	●	●						
GER300-E	GEL300-E					3.00			●	●	●						
GER350-E	GEL350-E					3.50		●	●	●	0.20	●	●	●	●		
GER400-E	GEL400-E					4.00		●	●	●							
GER450-E	GEL450-E					4.50		●	●	●							
GER500-E	GEL500-E					5.00		●	●	●							
GER100-050ER	GEL100-050ER					1.00		●	●	●							
GER120-060ER	GEL120-060ER					1.20		●	●	●							
GER150-075ER	GEL150-075ER					1.50		●	●	●							
GER200-100ER	GEL200-100ER					2.00		●	●	●							
GER250-125ER	GEL250-125ER					2.50		●	●	●							
GER300-150ER	GEL300-150ER					3.00		●	●	●							
GER350-175ER	GEL350-175ER					3.50		●	●	●							
GER400-200ER	GEL400-200ER					4.00		●	●	●							
GER450-225ER	GEL450-225ER					4.50		●	●	●							
GER500-250ER	GEL500-250ER					5.00		●	●	●	2.50	●	●	●	●		

GER/L-A/B/C/D/E 内槽刀杆

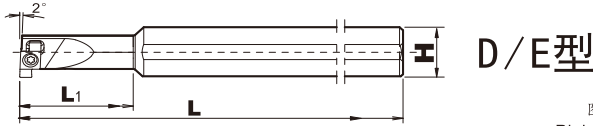
GER/L-A/B/C/D/E Toolholder



AB型



C型



D/E型

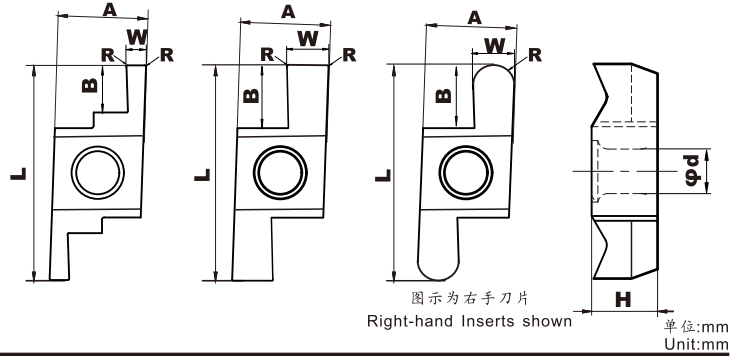
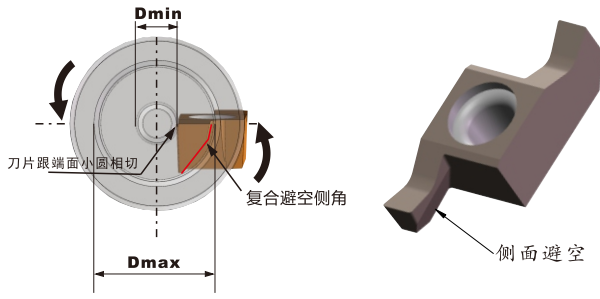
图示为右手刀具
Right-hand Tool shown

单位:mm
Unit:mm

型号 Designation		尺寸 Dimension				配套刀片 Inserts	零件 Spare Parts	
右手 Right	左手 Left	H	L ₁	L	D _{min}		螺钉 Screw	梅花扳手 Torx Wrench
SIGER0808A-EH	SIGEL0808A-EH	08	20	100	8	GER/L***-A	M2.2*6	T6
SIGER1010B-EH	SIGEL1010B-EH	10	25	125	10	GER/L***-B	M2.5*8	T7
SIGER1210B-EH	SIGEL1210B-EH	10	30		12			
SIGER1412C-EH	SIGEL1412C-EH	12	33	150	14	GER/L***-C		
SIGER1612C-EH	SIGEL1612C-EH	12	20		16			
SIGER1616C-EH	SIGEL1616C-EH	16	36	160	16			
SIGER2020D-EH	SIGEL2020D-EH	20	40	180	20	GER/L***-D	M3*10	T8
SIGER2525D-EH	SIGEL2525D-EH	25	45	200	25	GER/L***-E	M4*12	T15
SIGER2525E-EH	SIGEL2525E-EH	25	45		25			
SIGER3232E-EH	SIGEL3232E-EH	32	55	220	32			

GER/L-DD/EE 小径端面槽刀

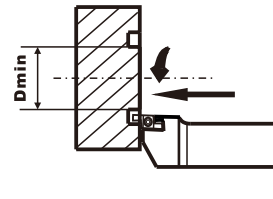
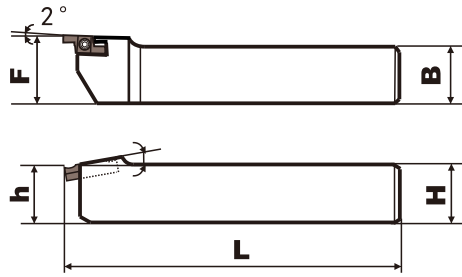
GER/L-DD/EE Facegrooving Inserts



型号 Designation		尺寸 Dimensions									配套刀杆 Toolholder	材质 Grades								
右手 Right	左手 Left	A	L	φd	H	W	B	R	Dmin	Dmax		OTO7225	OTO7225C	OTO7226	H10					
GER100-DD	GEL100-DD	6.80	16.44	3.4	5.05	1.00	2.50	0.10	15	+∞	SGEL** SGEL** SGEL** SGEL** (配右手刀片) (For Right-hand inserts)	●	●	●	●					
GER120-DD	GEL120-DD					1.20						3.20	0.15	10						
GER150-DD	GEL150-DD					1.50														
GER200-DD	GEL200-DD					2.00	4.50	0.15	10											
GER250-DD	GEL250-DD					2.50														
GER300-DD	GEL300-DD					3.00														
GER350-DD	GEL350-DD					3.50														
GER400-DD	GEL400-DD					4.00	9.54	21.66	4.4			5.55	1.00	2.50	0.50	B-SGEL** B-SGEL** B-SGEL** (配左手刀片) (For Left-hand inserts)	●	●	●	●
GER100-R050DD	GEL100-R050DD					1.20							3.20				0.60	15		
GER120-R060DD	GEL120-R060DD					1.50														
GER150-R075DD	GEL150-R075DD	2.00	4.50	1.00	10															
GER200-R100DD	GEL200-R100DD	2.50																		
GER250-R125DD	GEL250-R125DD	3.00																		
GER300-R150DD	GEL300-R150DD	3.50																		
GER350-R175DD	GEL350-R175DD	4.00	9.54	21.66	4.4	5.55					2.00		1.50	0.75	B-SGER** B-SGER** B-SGER** (配右手刀片) (For Right-hand inserts)		●	●	●	●
GER400-R200DD	GEL400-R200DD	4.00																		
GER150-EE	GEL150-EE	1.50									3.20						0.75	15		
GER200-EE	GEL200-EE	2.00					4.50	1.00	10											
GER250-EE	GEL250-EE	2.50																		
GER300-EE	GEL300-EE	3.00					6.50	0.15	10											
GER350-EE	GEL350-EE	3.50																		
GER400-EE	GEL400-EE	4.00																		
GER450-EE	GEL450-EE	4.50																		
GER500-EE	GEL500-EE	5.00					9.54	21.66	4.4	5.55	5.00	6.50				1.25	1.75	1.00	●	●
GER150-R075EE	GEL150-R075EE	1.50	3.20	0.75	15															
GER200-R100EE	GEL200-R100EE	2.00				4.50					1.00		10							
GER250-R125EE	GEL250-R125EE	2.50	6.50	1.25	1.75															
GER300-R150EE	GEL300-R150EE	3.00				1.50					2.00		10							
GER350-R175EE	GEL350-R175EE	3.50	1.75	2.25	10															
GER400-R200EE	GEL400-R200EE	4.00				2.00					2.50		10							
GER450-R225EE	GEL450-R225EE	4.50	2.25	2.50	10															
GER500-R250EE	GEL500-R250EE	5.00				2.50					2.50		10							

GER/L-DD/EE 小径端面槽刀杆

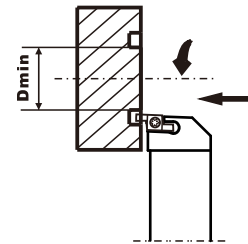
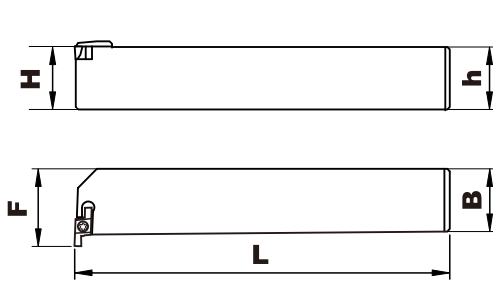
GER/L-DD/EE Facegrooving Toolholder



图示为左手刀具
Left-hand Tool shown

单位:mm
Unit:mm

型号 Designation		尺寸 Dimension						Dmin	配套刀片 Inserts	零件 Spare Parts	
右手 Right	左手 Left	H	B	h	F	L	螺钉 Screw			梅花扳手 Torx Wrench	
SGER1212H-D	SGEL1212H-D	12	12	12	16	100	10	GER**DD/EE (配左手刀杆) (For Left-hand Toolholder)	M3*8	T10	
SGER1616H-D	SGEL1616H-D	16	16	16	20	100					
SGER2020K-D	SGEL2020K-D	20	20	20	25	125					
SGER2525M-D	SGEL2525M-D	25	25	25	32	150					
SGER1212H-E	SGEL1212H-E	12	12	12	16	100			GEL**DD/EE (配右手刀杆) (For Right-hand Toolholder)	M4*12	T15
SGER1616H-E	SGEL1616H-E	16	16	16	20	100					
SGER2020K-E	SGEL2020K-E	20	20	20	25	125					
SGER2525M-E	SGEL2525M-E	25	25	25	32	150					



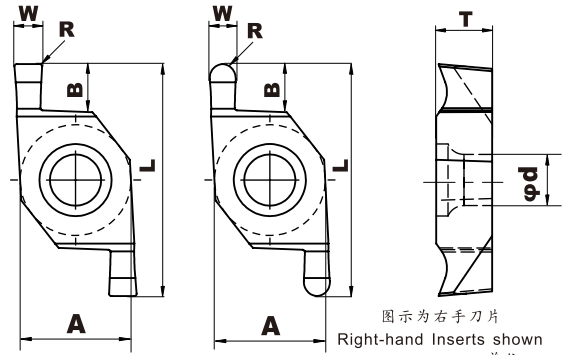
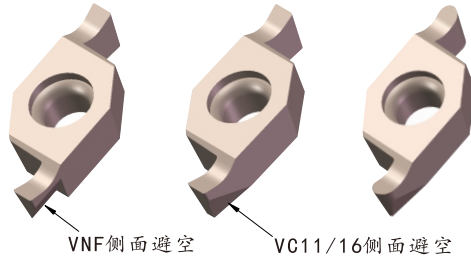
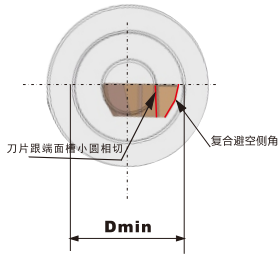
图示为右手刀具
Right-hand Tool shown

单位:mm
Unit:mm

型号 Designation		尺寸 Dimension						Dmin	配套刀片 Inserts	零件 Spare Parts	
右手 Right	左手 Left	H	B	h	F	L	螺钉 Screw			梅花扳手 Torx Wrench	
B-SGER1212H-D	B-SGEL1212H-D	12	12	12	18	100	10	GEL**DD/EE (配左手刀杆) (For Left-hand Toolholder)	M3*8	T10	
B-SGER1616H-D	B-SGEL1616H-D	16	16	16	22	100					
B-SGER2020K-D	B-SGEL2020K-D	20	20	20	26	125					
B-SGER2525M-D	B-SGEL2525M-D	25	25	25	31	150					
B-SGER1212H-E	B-SGEL1212H-E	12	12	12	19	100			GER**DD/EE (配右手刀杆) (For Right-hand Toolholder)	M4*12	T15
B-SGER1616H-E	B-SGEL1616H-E	16	16	16	23	100					
B-SGER2020K-E	B-SGEL2020K-E	20	20	20	27	125					
B-SGER2525M-E	B-SGEL2525M-E	25	25	25	32	150					

VNF, VC11/16 内孔端面槽刀

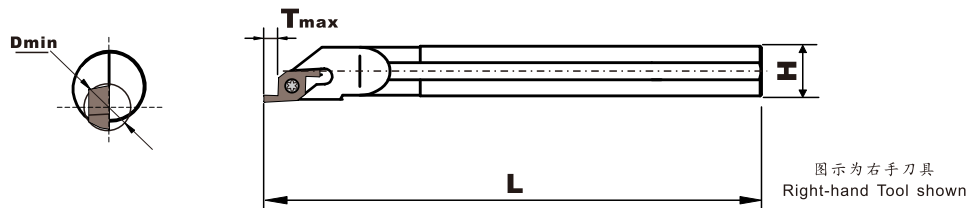
VNF, VC11/16 Internal Facegrooving Inserts



型号 Designation		尺寸 Dimensions								配套刀杆 Toolholder	材质 Grades							
右手 Right	左手 Left	A	L	φd	H	W	B	R	Dmin		OTO7225	OTO7225C	OTO7226	H10				
VNF100RD6	VNF100LD6	6.35	14.0	2.8	2.38	1.00	1.50	0.05	06	SVNFR** (配右手刀片) SVNFL** (配左手刀片)	●	●	●	●				
VNF150RD6	VNF150LD6					1.50	2.50				2.00	3.00	●	●	●	●		
VNF200RD6	VNF200LD6					2.00	3.00						●	●	●	●		
VNF100RD6-R050DMC	VNF100LD6-R050DMC					1.00	1.50	0.50			●	●	●	●				
VNF150RD6-R075DMC	VNF150LD6-R075DMC					1.50	2.50	0.75			●	●	●	●				
VNF200RD6-R100DMC	VNF200LD6-R100DMC					2.00	3.00	1.00			●	●	●	●				
VC1103R100	VC1103L100				6.35	14.0	2.8	3.18	1.00		2.30	0.50	14	SGIVFR** (配右手刀片) SGIVFL** (配左手刀片)	●	●	●	●
VC1103R150	VC1103L150								1.50		2.80				●	●	●	●
VC1103R200	VC1103L200								2.00						●	●	●	●
VC1103R250	VC1103L250								2.50		●	●			●	●		
VC1103R100-R050	VC1103L100-R050	1.00	2.30	0.75					●	●	●	●						
VC1103R150-R075	VC1103L150-R075	1.50	2.80	1.00					●	●	●	●						
VC1103R200-R100	VC1103L200-R100	2.00	2.80	1.00				●	●	●	●							
VC1103R250-R100	VC1103L250-R100	2.50	2.80	1.25				●	●	●	●							
VC1604R100	VC1604L100	9.525	19.0	4.4				4.76	1.00	2.60	0.15	20	SGIVFR** (配右手刀片) SGIVFL** (配左手刀片)		●	●	●	●
VC1604R150	VC1604L150								1.50	3.60	0.20				●	●	●	●
VC1604R200	VC1604L200				2.00	4.10	●		●	●				●				
VC1604R250	VC1604L250				2.50	5.10	0.30		●	●	●			●				
VC1604R300	VC1604L300				3.00				●	●	●			●				
VC1604R350	VC1604L350				3.50	4.60	●		●	●	●							
VC1604R400	VC1604L400				4.00	●	●		●	●	●							
VC1604R100-R050	VC1604L100-R050				1.00	2.60	0.50		●	●	●	●						
VC1604R150-R075	VC1604L150-R075				1.50	3.60	0.75		●	●	●	●						
VC1604R200-R100	VC1604L200-R100				2.00	4.10	1.00		●	●	●	●						
VC1604R250-R125	VC1604L250-R125				2.50	5.10	1.25		●	●	●	●						
VC1604R300-R150	VC1604L300-R150				3.00				1.50	●	●	●		●				
VC1604R350-R175	VC1604L350-R175				3.50	4.60	1.75		●	●	●	●						
VC1604R400-R200	VC1604L400-R200				4.00				2.00	●	●	●		●				

VNF 内孔端面槽刀

VNF Internal Facegrooving Toolholder

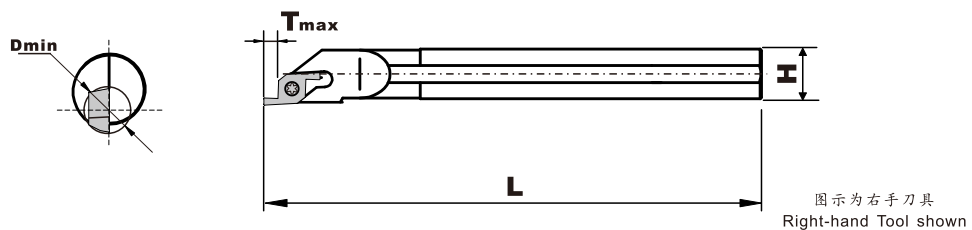


单位:mm
Unit:mm

型号 Designation		尺寸 Dimension				配套刀片 Inserts	零件 Spare Parts	
右手 Right	左手 Left	H	L	T _{max}	D _{min}		螺钉 Screw	梅花扳手 Torx Wrench
S10K-SVNFR11	S10K-SVNFR11	10	125	3.0	6	VNF***	M2.5*8	T8
S12M-SVNFR11	S12M-SVNFR11	12	150					
S16Q-SVNFR11	S16Q-SVNFR11	16	180					
S20Q-SVNFR11	S20Q-SVNFR11	20						
S25Q-SVNFR11	S25Q-SVNFR11	25						

VC11/16 内孔端面槽刀

VC11/16 Internal Facegrooving Toolholder

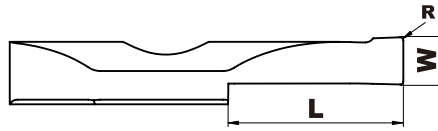
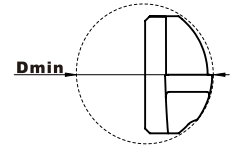
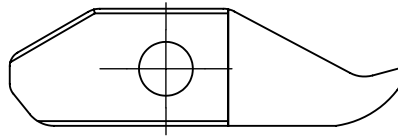



单位:mm
Unit:mm

型号 Designation		尺寸 Dimension				配套刀片 Inserts	零件 Spare Parts	
右手 Right	左手 Left	H	L	T _{max}	D _{min}		螺钉 Screw	梅花扳手 Torx Wrench
SGIVFR10K11	SGIVFL10K11	10	125	2.8	14	VC1103R***	M2.5*8	T8
SGIVFR12M11	SGIVFL12M11	12	150					
SGIVFR16Q11	SGIVFL16Q11	16	180					
SGIVFR16Q16	SGIVFL16Q16	16						
SGIVFR20R16	SGIVFL20R16	20	200	5.1	20	VC1604R***	M4.0*12	T15
SGIVFR25R16	SGIVFL25R16	25						

M10 内孔端面槽刀

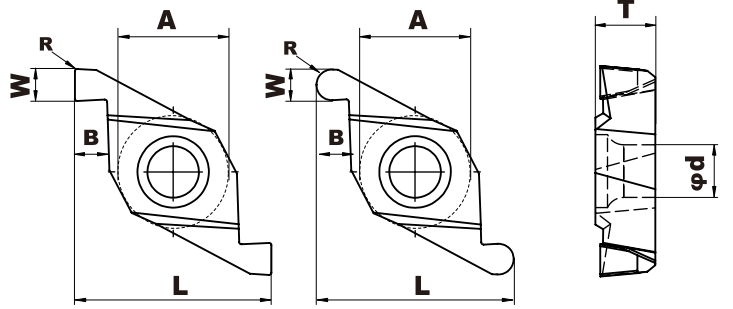
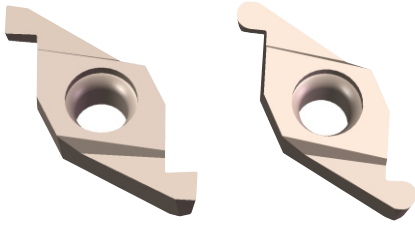
M10 Internal Facegrooving Inserts



型号 Designation	尺寸 Dimensions				材质 Grades			
	W	L	Dmin	R	OTO7225	OTO7225C	OTO7226	H10
DPCR150M10	1.50	8.0	10.0	0.20	●	●	●	●
DPCR200M10	2.00	10.0		0.40	●	●	●	●
DPCR250M10	2.50	11.20		0.20	●	●	●	●
DPCR300M10	3.00			0.40	●	●	●	●

FVC1604端面槽刀

FVC1604 Facegrooving Inserts

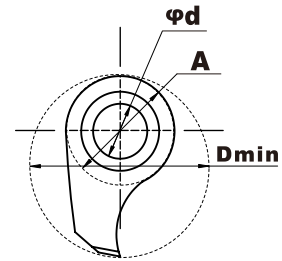
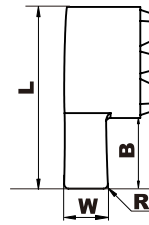
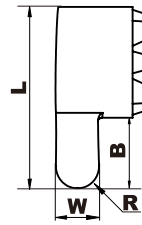



图示为右手刀片
Right-hand Inserts shown

型号 Designation		尺寸 Dimensions								配套刀杆 Toolholder	材质 Grades								
右手 Right	左手 Left	A	L	φd	T	W	B	R	Dmin		OTO7225	OTO7225C	OTO7226	H10					
FVC1604R100	FVC1604L100	9.525	18.5	4.4	4.76	1.00	1.50	0.10	18	SVNFR** (配右手刀片)	●	●	●	●					
FVC1604R150	FVC1604L150					1.50	1.60												
FVC1604R200	FVC1604L200					2.00	1.80	0.20											
FVC1604R250	FVC1604L250					2.50	2.30												
FVC1604R300	FVC1604L300					3.00	3.00												
FVC1604R100-R050	FVC1604L100-R050					1.00	1.50	0.50			○	○	○	○					
FVC1604R150-R075	FVC1604L150-R075					1.50	1.60	0.75			○	○	○	○					
FVC1604R200-R100	FVC1604L200-R100					2.00	1.80	1.00			○	○	○	○					
FVC1604R250-R125	FVC1604L250-R125					2.50	2.30	1.25			○	○	○	○					
FVC1604R300-R150	FVC1604L300-R150					3.00	3.00	1.50			○	○	○	○					

MB内槽刀

MB Internal Grooving Inserts

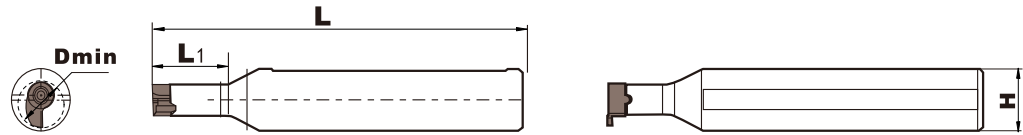


图示为右手刀片
Right-hand Inserts shown 单位:mm
Unit:mm

型号 Designation		尺寸 Dimensions							材质 Grades			
右手 Right	左手 Left	L	A	Dmin	φd	W	B	R	OTO7225	OTO7225C	OTO7226	H10
MB05GR100D09	MB05GL100D09	8.3	5.0	9.0	2.50	1.00	2.80	0.10	●	●	●	●
MB05GR150D09	MB05GL150D09					1.50			●	●	●	
MB05GR200D09	MB05GL200D09					2.00			●	●	●	
MB05GR250D09	MB05GL250D09					2.50			●	●	●	
MB05GR300D09	MB05GL300D09					3.00			●	●	●	
MB05GR100-R050D09	MB05GL100-R050D09					1.00			●	●	●	
MB05GR150-R075D09	MB05GL150-R075D09					1.50			●	●	●	
MB05GR200-R100D09	MB05GL200-R100D09					2.00			●	●	●	
MB05GR250-R125D09	MB05GL250-R125D09					2.50			●	●	●	
MB05GR300-R150D09	MB05GL300-R150D09					3.00			●	●	●	
MB07GR100D12	MB07GL100D12	11.0	7.0	12.0	3.40	1.00	3.50	0.10	●	●	●	●
MB07GR150D12	MB07GL150D12					1.50			●	●	●	
MB07GR200D12	MB07GL200D12					2.00			●	●	●	
MB07GR250D12	MB07GL250D12					2.50			●	●	●	
MB07GR300D12	MB07GL300D12					3.00			●	●	●	
MB07GR100-R050D12	MB07GL100-R050D12					1.00			●	●	●	
MB07GR150-R075D12	MB07GL150-R075D12					1.50			●	●	●	
MB07GR200-R100D12	MB07GL200-R100D12					2.00			●	●	●	
MB07GR250-R125D12	MB07GL250-R125D12					2.50			●	●	●	
MB07GR300-R150D12	MB07GL300-R150D12					3.00			●	●	●	
MB09GR100D17	MB09GL100D17	16.0	9.0	17.0	4.40	1.00	6.50	0.10	●	●	●	●
MB09GR150D17	MB09GL150D17					1.50			●	●	●	
MB09GR200D17	MB09GL200D17					2.00			●	●	●	
MB09GR250D17	MB09GL250D17					2.50			●	●	●	
MB09GR300D17	MB09GL300D17					3.00			●	●	●	
MB09GR100-R050D17	MB09GL100-R050D17					1.00			●	●	●	
MB09GR150-R075D17	MB09GL150-R075D17					1.50			●	●	●	
MB09GR200-R100D17	MB09GL200-R100D17					2.00			●	●	●	
MB09GR250-R125D17	MB09GL250-R125D17					2.50			●	●	●	
MB09GR300-R150D17	MB09GL300-R150D17					3.00			●	●	●	
MB11GR100D20	MB11GL100D20	19.5	11.0	20.0	5.40	1.00	8.00	0.10	●	●	●	●
MB11GR150D20	MB11GL150D20					1.50			●	●	●	
MB11GR200D20	MB11GL200D20					2.00			●	●	●	
MB11GR250D20	MB11GL250D20					2.50			●	●	●	
MB11GR300D20	MB11GL300D20					3.00		●	●	●		
MB11GR350D20	MB11GL350D20					3.50		●	●	●		
MB11GR400D20	MB11GL400D20					4.00		●	●	●		
MB11GR100-R050D20	MB11GL100-R050D20					1.00		●	●	●		
MB11GR150-R075D20	MB11GL150-R075D20					1.50		●	●	●		
MB11GR200-R100D20	MB11GL200-R100D20					2.00		●	●	●		
MB11GR250-R125D20	MB11GL250-R125D20					2.50		●	●	●		
MB11GR300-R150D20	MB11GL300-R150D20					3.00		●	●	●		
MB11GR350-R175D20	MB11GL350-R175D20					3.50		●	●	●		
MB11GR400-R200D20	MB11GL400-R200D20					4.00		●	●	●		
MB11GR100-R050D20	MB11GL100-R050D20					1.00		●	●	●		
MB11GR150-R075D20	MB11GL150-R075D20					1.50		●	●	●		
MB11GR200-R100D20	MB11GL200-R100D20	2.00	●	●	●							
MB11GR250-R125D20	MB11GL250-R125D20	2.50	●	●	●							
MB11GR300-R150D20	MB11GL300-R150D20	3.00	●	●	●							
MB11GR350-R175D20	MB11GL350-R175D20	3.50	●	●	●							
MB11GR400-R200D20	MB11GL400-R200D20	4.00	●	●	●							

MB内槽刀杆

MB Internal Grooving Toolholder

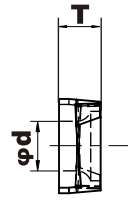
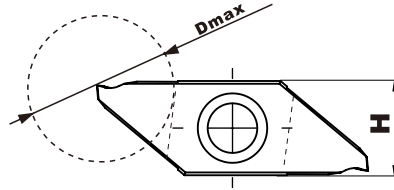
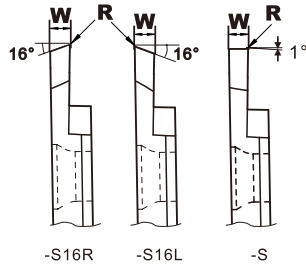



单位:mm
Unit:mm

型号 Designation	尺寸 Dimension				配套刀片 Inserts	零件 Spare Parts	
	H	L1	L	Dmin		螺钉 Screw	梅花扳手 Torx Wrench
MG-H12-28-05	12	28	100	9	MB05GR/L**	M2.2*6	T6
MG-H16-20-07	16	20	125	12	MB07GR/L**	M3*10	T8
MG-H16-30-09	16	30		17	MB09GR/L**	M4*12	T15
MG-H20-40-11	20	40		20	MB11GR/L**	M5*16	T20

TKF12/16切槽切断刀片

TKF12/16 Grooving&Cut-off Inserts




图示为右手刀片
Right-hand Inserts shown

单位:mm
Unit:mm

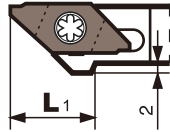
型号 Designation		尺寸 Dimensions						材质 Grades				
右手 Right	左手 Left	W	Dmax	T	H	φd	R	OTO7225	OTO7225C	OTO7226	H10	
TKF12R050-S	TKF12L050-S	0.50	5.0	3.0	8.7	5.0	0.05	●	●	●	●	
TKF12R070-S	TKF12L070-S	0.70	8.0					●	●	●	●	
TKF12R100-S	TKF12L100-S	1.00	12.0					●	●	●	●	
TKF12R150-S	TKF12L150-S	1.50						●	●	●	●	
TKF12R200-S	TKF12L200-S	2.00	12.0					●	●	●	●	
TKF12R050-S16R	TKF12L050-S16R	0.50						5.0	●	●	●	●
TKF12R070-S16R	TKF12L070-S16R	0.70						8.0	●	●	●	●
TKF12R100-S16R	TKF12L100-S16R	1.00						12.0	●	●	●	●
TKF12R150-S16R	TKF12L150-S16R	1.50							●	●	●	●
TKF12R200-S16R	TKF12L200-S16R	2.00							●	●	●	●
TKF16R100-S	TKF16L100-S	1.00	16.0	4.0	9.5	5.0	0.05		●	●	●	●
TKF16R150-S	TKF16L150-S	1.50						●	●	●	●	
TKF16R200-S	TKF16L200-S	2.00						●	●	●	●	
TKF16R250-S	TKF16L250-S	2.50						●	●	●	●	
TKF16R300-S	TKF16L300-S	3.00						●	●	●	●	
TKF16R100-S16R	TKF16L100-S16R	1.00						●	●	●	●	
TKF16R150-S16R	TKF16L150-S16R	1.50						●	●	●	●	
TKF16R200-S16R	TKF16L200-S16R	2.00						●	●	●	●	

KTKF切槽切断刀杆

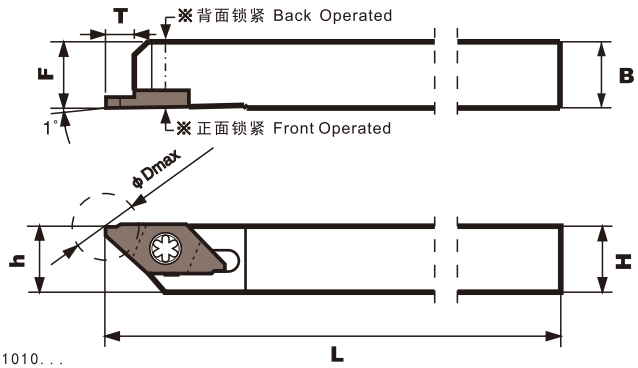
KTKF Grooving & Cut-off Toolholder



图示为右手刀具
Right-hand Tool shown



仅KTKFR/L1010... Only KTKFR/L1010...
为以上形状 shape for above

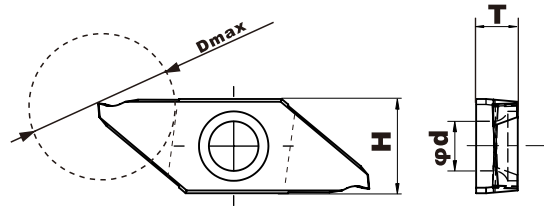
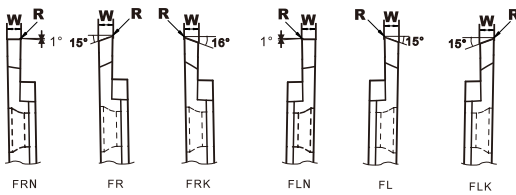



型号 Designation		尺寸 Dimension								配套刀片 Inserts	零件 Spare Parts	
右手 Right	左手 Left	H	B	h	F ₂	L	L ₁	T	D _{max}		螺钉 Screw	梅花扳手 Torx Wrench
KTKFR1010K-12	KTKFL1010K-12	10	10	10	10	125	15	6	12	TKF12R*** (配右手刀杆) (For Right-hand Toolholder) TKF12L*** (配左手刀杆) (For Left-hand Toolholder)	M4*10	T15
KTKFR1212K-12	KTKFL1212K-12	12	12	12	12							
KTKFR1616K-12	KTKFL1616K-12	16	16	16	16							
KTKFR2020K-12	KTKFL2020K-12	20	20	20	20							
KTKFR1010K-16	KTKFL1010K-16	10	10	10	10	125	20	8	16	TKF16R*** (配右手刀杆) (For Right-hand Toolholder) TKF16L*** (配左手刀杆) (For Left-hand Toolholder)	M4*10	T15
KTKFR1212K-16	KTKFL1212K-16	12	12	12	12							
KTKFR1616K-16	KTKFL1616K-16	16	16	16	16							
KTKFR2020K-16	KTKFL2020K-16	20	20	20	20							
KTKFR2525K-16	KTKFL2525K-16	25	25	25	25							

单位:mm
Unit:mm

CTP/CTPA 切槽切断刀片

CTP/CTPA Grooving & Cut-off Inserts




图示为右手刀片
Right-hand Inserts shown

单位:mm
Unit:mm

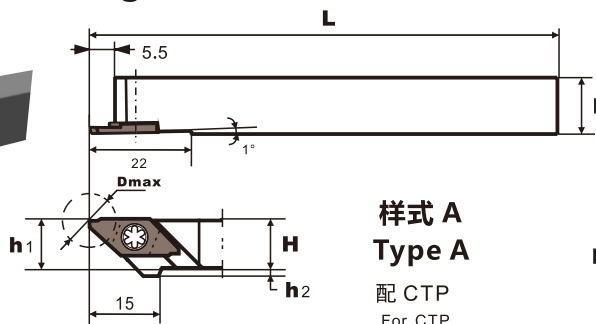
型号 Designation		尺寸 Dimensions						材质 Grades			
右手 Right	左手 Left	W	Dmax	T	H	φd	R	OTO7225	OTO7225C	OTO7226	H10
CTP05FRN	CTP05FLN	0.50	5.0	2.5	8.0	5.0	0.05	●	●	●	●
CTP07FRN	CTP07FLN	0.70	8.0					●	●	●	●
CTP10FRN	CTP10FLN	1.00	12.0					●	●	●	●
CTP15FRN	CTP15FLN	1.50						●	●	●	●
CTP20FRN	CTP20FLN	2.00						●	●	●	●
CTP05FR	CTP05FLK	0.50						5.0	●	●	●
CTP07FR	CTP07FLK	0.70	8.0					●	●	●	●
CTP10FR	CTP10FLK	1.00	12.0					●	●	●	●
CTP15FR	CTP15FLK	1.50						●	●	●	●
CTP20FR	CTP20FLK	2.00						●	●	●	●
CTPA10FRN	CTPA10FLN	1.00		16.0	3.5	9.4	5.0	0.05	●	●	●
CTPA15FRN	CTPA15FLN	1.50	●						●	●	●
CTPA20FRN	CTPA20FLN	2.00	●						●	●	●
CTPA25FRN	CTPA25FLN	2.50	●						●	●	●
CTPA30FRN	CTPA30FLN	3.00	●						●	●	●
CTPA10FR	CTPA10FLK	1.00	●						●	●	●
CTPA15FR	CTPA15FLK	1.50	●						●	●	●
CTPA20FR	CTPA20FLK	2.00	●						●	●	●

CTP/CTPA 切槽切断刀杆

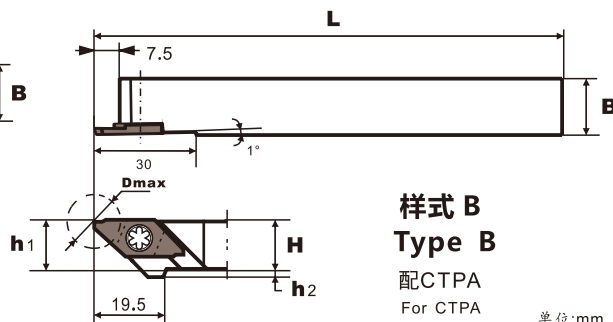
CTP/CTPA Grooving & Cut-off Toolholder



图示为右手刀具
Right-hand Tool shown



样式 A
Type A
配 CTP
For CTP



样式 B
Type B
配 CTPA
For CTPA

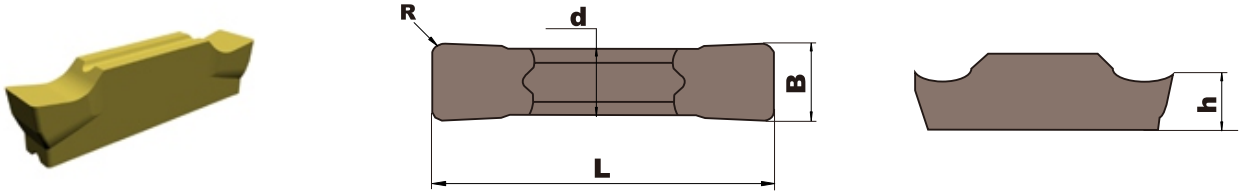
单位:mm
Unit:mm

型号 Designation		尺寸 Dimension							样式 Type	配套刀片 Matching Inserts	零件 Spare Parts	
右手 Right	左手 Left	H	B	h	h ₁	h ₂	L	D _{max}			螺钉 Screw	梅花扳手 Torx Wrench
CTPR08	CTPL08	08	10	08	08	4	120	12	A	CTPL*** (配右手刀杆) (For Right-hand Toolholder) CTP*** (配左手刀杆) (For Left-hand Toolholder)	M4*10	T15
CTPR10	CTPL10	10	10	10	10	2						
CTPR12	CTPL12	12	12	12	12							
CTPR16	CTPL16	16	16	16	16							
CTPAR10	CTPAL10	10	10	10	10	2	16	16	B	CTPAL*** (配右手刀杆) (For Right-hand Toolholder) CTPAL*** (配左手刀杆) (For Left-hand Toolholder)	M4*10	T15
CTPAR12	CTPAL12	12	12	12	12							
CTPAR16	CTPAL16	16	16	16	16							
CTPAR20	CTPAL20	20	20	20	20							
CTPAR25	CTPAL25	25	25	25	25							

NOTE: CTP、TBP、TPS用CTP刀杆/CTP、TBP、TPS use the CTP holder;
CTPA、TBPA、TTP用CTPA刀杆/CTPA、TBPA、TTP use the CTPA holder.

MGGN 精磨切槽切断刀

MGGN Grooving & Cut-off Inserts

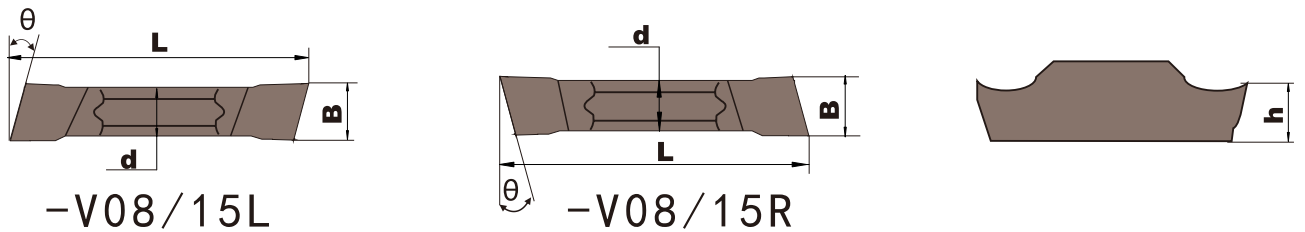


单位:mm
Unit:mm

型号 Designation	尺寸 Dimensions					材质 Grades			
	L	B	d	h	R	OTO7225	OTO7225C	OTO7226	H10
MGGN150-V	16	1.5	1.2	3.5	0.15	●	●	●	●
MGGN200-V	16	2.0	1.6	3.5	0.2	●	●	●	●
MGGN250-V	18.5	2.5	2.0	3.85	0.2	●	●	●	●
MGGN300-V	21	3.0	2.35	4.8	0.4	●	●	●	●
MGGN400-V	21	4.0	3.3	4.8	0.4	●	●	●	●
MGGN500-V	26	5.0	4.1	5.8	0.8	●	●	●	●
MGGN600-V	26	6.0	5.0	5.8	0.8	●	●	●	●

MGGN 精磨斜口切断刀

MGGN Cut-off Inserts

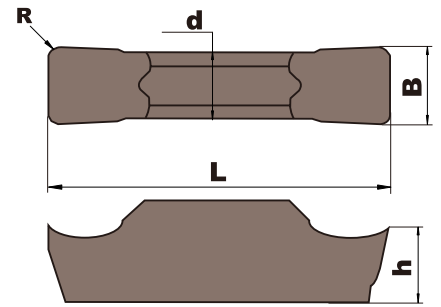
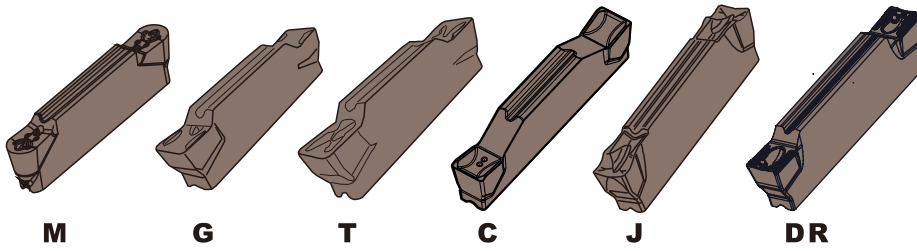


单位:mm
Unit:mm

型号 Designation		尺寸 Dimensions					材质 Grades			
		L	B	d	h	θ	OTO7225	OTO7225C	OTO7226	H10
MGGN150-V08R	MGGN150-V08L	16	1.5	1.2	3.5	8°	●	●	●	●
MGGN200-V08R	MGGN200-V08L	16	2.0	1.6	3.5		●	●	●	●
MGGN250-V08R	MGGN250-V08L	18.5	2.5	2.0	3.85		●	●	●	●
MGGN300-V08R	MGGN300-V08L	21	3.0	2.35	4.8		●	●	●	●
MGGN400-V08R	MGGN400-V08L	21	4.0	3.3	4.8		●	●	●	●
MGGN150-V15R	MGGN150-V15L	16	1.5	1.2	3.5	15°	●	●	●	●
MGGN200-V15R	MGGN200-V15L	16	2.0	1.6	3.5		●	●	●	●
MGGN250-V15R	MGGN250-V15L	18.5	2.5	2.0	3.85		●	●	●	●
MGGN300-V15R	MGGN300-V15L	21	3.0	2.35	4.8		●	●	●	●
MGGN400-V15R	MGGN400-V15L	21	4.0	3.3	4.8		●	●	●	●

MRMN/MGMN 切槽切断刀


MRMN/MGMN Grooving & Cut-off Inserts



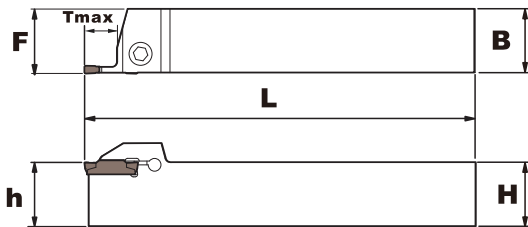
型号 Designation	尺寸 Dimensions					材质 Grades			
	L	B	d	h	R	OTO7225	OTO7225C	OTO7226	H10
MGMN150-M/G/T/C/J/DR	16	1.5	1.2	3.5	0.15	●	●	●	●
MGMN200-M/G/T/C/J/DR	16	2.0	1.6	3.5	0.2	●	●	●	●
MGMN250-M/G/T/C/J/DR	18.5	2.5	2.0	3.85	0.2	●	●	●	●
MGMN300-M/G/T/C/J/DR	21	3.0	2.35	4.8	0.4	●	●	●	●
MGMN400-M/G/T/C/J/DR	21	4.0	3.3	4.8	0.4	●	●	●	●
MGMN500-M/G/T/C/J/DR	26	5.0	4.1	5.8	0.8	●	●	●	●
MGMN600-M/G/T/C/J/DR	26	6.0	5.0	5.8	0.8	●	●	●	●
MRMN200-M	16	2.0	1.6	3.5	1.0	●	●	●	●
MRMN300-M	21	3.0	2.35	4.8	1.5	●	●	●	●
MRMN400-M	21	4.0	3.3	4.8	2.0	●	●	●	●
MRMN500-M	26	5.0	4.1	5.8	2.5	●	●	●	●
MRMN600-M	26	6.0	5.0	5.8	3.0	●	●	●	●

MGEHR/L 切槽切断刀杆

MGEHR/L Grooving & cut-off Toolholder



图示为右手刀具
Right-hand Tool shown

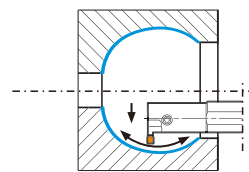
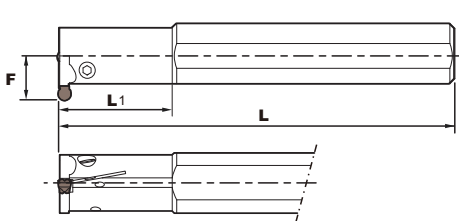
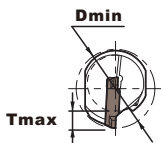



单位:mm
Unit:mm

型号 Designation		尺寸 Dimension						配套刀片 Inserts	零件 Spare Parts					
右手 Right	左手 Left	H	B	h	F	L	Tmax		螺钉 Screw	六角扳手 Hex Wrench				
MGEHR1616-1.5	MGEHL1616-1.5	16	16	16	16.2	100	14	MGMN150-* MGGN150-*	LTX0514	L2.0				
MGEHR2020-1.5	MGEHL2020-1.5	20	20	20	20.2	125								
MGEHR2525-1.5	MGEHL2525-1.5	25	25	25	25.25	150								
MGEHR1212-2	MGEHL1212-2	12	12	12	14.25	100								
MGEHR1616-2	MGEHL1616-2	16	16	16	16.25	100								
MGEHR2020-2	MGEHL2020-2	20	20	20	20.25	125								
MGEHR2525-2	MGEHL2525-2	25	25	25	25.25	150	16	MGMN200-* MRMN200-* MGGN200-*	MHA0512	L4.0				
MGEHR1616-2.5	MGEHL1616-2.5	16	16	16	16.3	100								
MGEHR2020-2.5	MGEHL2020-2.5	20	20	20	20.3	125								
MGEHR2525-2.5	MGEHL2525-2.5	25	25	25	25.3	150	18	MGMN250-* MGGN250-*						
MGEHR1616-3	MGEHL1616-3	16	16	16	16.35	100								
MGEHR2020-3	MGEHL2020-3	20	20	20	20.4	125								
MGEHR2020-3-T10	MGEHL2020-3-T10	20	20	20	20.4	125					10	MGMN300-* MRMN300-* MGGN300-*		
MGEHR2525-3	MGEHL2525-3	25	25	25	25.4	150					18			
MGEHR2525-3-T10	MGEHL2525-3-T10	25	25	25	25.4	150					10			
MGEHR3232-3	MGEHL3232-3	32	32	32	32.4	170					18			
MGEHR3232-3-T10	MGEHL3232-3-T10	32	32	32	32.4	170					10			
MGEHR2020-4	MGEHL2020-4	20	20	20	20.4	125					18			
MGEHR2020-4-T10	MGEHL2020-4-T10	20	20	20	20.4	125					10			
MGEHR2525-4	MGEHL2525-4	25	25	25	25.4	150	18							
MGEHR2525-4-T10	MGEHL2525-4-T10	25	25	25	25.4	150	10							
MGEHR3232-4	MGEHL3232-4	32	32	32	32.4	170	18							
MGEHR3232-4-T10	MGEHL3232-4-T10	32	32	32	32.4	170	10							
MGEHR2020-5	MGEHL2020-5	20	20	20	20.5	125	23	MGMN500-* MRMN500-* MGGN500-*						
MGEHR2020-5-T15	MGEHL2020-5-T15	20	20	20	20.5	125	15							
MGEHR2525-5	MGEHL2525-5	25	25	25	25.5	150	23							
MGEHR2525-5-T15	MGEHL2525-5-T15	25	25	25	25.5	150	15							
MGEHR3232-5	MGEHL3232-5	32	32	32	32.5	170	23							
MGEHR3232-5-T15	MGEHL3232-5-T15	32	32	32	32.5	170	15							
MGEHR2020-6	MGEHL2020-6	20	20	20	20.6	125	23	MGMN600-* MRMN600-* MGGN600-*						
MGEHR2020-6-T15	MGEHL2020-6-T15	20	20	20	20.6	125	15							
MGEHR2525-6	MGEHL2525-6	25	25	25	25.6	150	23							
MGEHR2525-6-T15	MGEHL2525-6-T15	25	25	25	25.6	150	15							
MGEHR3232-6	MGEHL3232-6	32	32	32	32.6	170	23							
MGEHR3232-6-T15	MGEHL3232-6-T15	32	32	32	32.6	170	15							

MGIVR/L 内切槽刀杆

MGIVR/L Internal Grooving Toolholder



图示为右手刀具
Right-hand Tool shown

单位:mm
Unit:mm

型号 Designation		尺寸 Dimension							配套刀片 Inserts	零件 Spare Parts	
右手 Right	左手 Left	H	D	F	L	L ₁	D _{min}	T _{max}		螺钉 Screw	六角扳手 Hex Wrench
MGIVR2016-1.5	MGIVL2016-1.5	15	16	11.3	125	35	20	3.5	MGMN150-*	MHB0310	L3.0
MGIVR2520-1.5	MGIVL2520-1.5	18	20	13.1	150	45	25		MGGN150-*	MHA0512	L4.0
MGIVR2925-1.5	MGIVL2925-1.5	23	25	16.2	200	45	29				
MGIVR2016-2	MGIVL2016-2	15	16	12.4	125	35	20	4.5	MGMN200-*	MHB0310	L3.0
MGIVR2520-2	MGIVL2520-2	18	20	14.0	150	45	25		MRMN200-*	MHA0512	L4.0
MGIVR2925-2	MGIVL2925-2	23	25	17.2	200	45	29		MGGN200-*		
MGIVR2016-2.5	MGIVL2016-2.5	15	16	12.5	125	35	20	5	MGMN250-*	MHB0310	L3.0
MGIVR2520-2.5	MGIVL2520-2.5	18	20	15.1	150	45	25		MGGN250-*		
MGIVR2925-2.5	MGIVL2925-2.5	23	25	18.2	200	45	29				
MGIVR2520-3	MGIVL2520-3	18	20	15.6	150	45	25	6	MGMN300-*	MHA0512	L4.0
MGIVR3125-3	MGIVL3125-3	23	25	18.9	200	45	31		MRMN300-*		
MGIVR3732-3	MGIVL3732-3	30	32	21.5	250	65	37		MGGN300-*		
MGIVR2520-4	MGIVL2520-4	18	20	15.6	150	45	25	8	MGMN400-*	BHA0616	L5.0
MGIVR3125-4	MGIVL3125-4	23	25	18.9	200	45	31		MRMN400-*		
MGIVR3732-4	MGIVL3732-4	30	32	21.5	250	65	37		MGGN400-*		
MGIVR3125-5	MGIVL3125-5	23	25	19.4	200	45	31	8	MGMN500-*	BHA0620	L5.0
MGIVR3732-5	MGIVL3732-5	30	32	21.5	250	65	37		MRMN500-*		
MGIVR3125-5	MGIVL3125-5	23	25	19.4	200	45	31		MGGN500-*		
MGIVR3125-5	MGIVL3125-5	23	25	19.4	200	45	31	8	MGMN600-*	BHA0616	L5.0
MGIVR3732-6	MGIVL3732-6	30	32	21.5	250	65	37		MRMN600-*		
									MGGN600-*	BHA0620	

TDC/TDJ切槽切断刀

TDC/TDJ Grooving & Cut-off Inserts

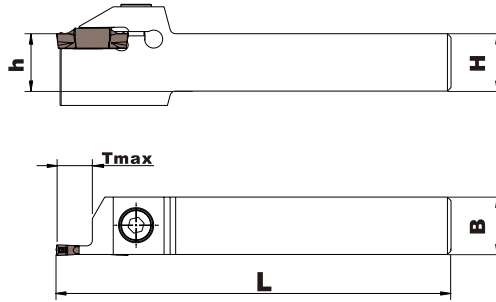



单位:mm
Unit:mm

型号 Designation	尺寸 Dimensions				材质 Grades			
	L	B	d	R	OTO7225	OTO7225C	OTO7226	H10
TDC2	20	2.0	1.7	0.2	●	●	●	●
TDC3	20	3.0	2.4	0.2	●	●	●	●
TDC4	20	4.0	3.0	0.3	●	●	●	●
TDC5	25	5.0	4.0	0.3	●	●	●	●
TDJ2	20	2.0	1.7	0.2	●	●	●	●
TDJ3	20	3.0	2.4	0.2	●	●	●	●
TDJ4	20	4.0	3.0	0.3	●	●	●	●
TDJ5	25	5.0	4.0	0.3	●	●	●	●

TT 切槽切断刀杆

TT Grooving & Cut-off Toolholder



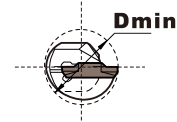
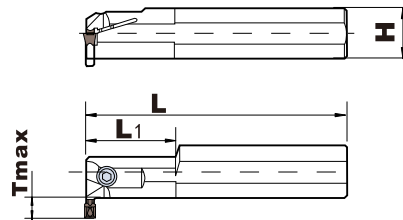
图示为右手刀具
Right-hand Tool shown

单位:mm
Unit:mm

型号 Designation		尺寸 Dimension					配套刀片 Inserts	零件 Spare Parts	
右手 Right	左手 Left	H	B	h	L	Tmax		螺钉 Screw	六角扳手 Hex Wrench
TTER1616-2	TTEL1616-2	16	16	16	100	14	TDC/J2	M5*16	L4.0
TTER2020-2	TTEL2020-2	20	20	20	125				
TTER2525-2	TTEL2525-2	25	25	25	150				
TTER1616-3	TTEL1616-3	12	12	12	100	18	TDC/J3	M6*16	L5.0
TTER2020-3	TTEL2020-3	16	16	16	125				
TTER2525-3	TTEL2525-3	20	20	20	150				
TTER2020-4	TTEL2020-4	25	25	25	125				
TTER2525-4	TTEL2525-4	16	16	16	150	23	TDC/J4	M8*20	L6.0
TTER2525-5	TTEL2525-5	20	20	20	150				
TTER3232-5	TTEL3232-5	25	25	25	170				

TT 内槽刀杆

TT Internal Grooving Toolholder



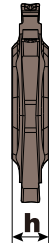
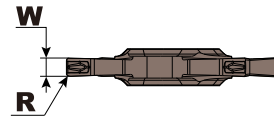
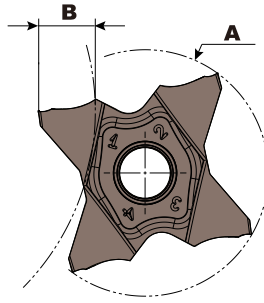
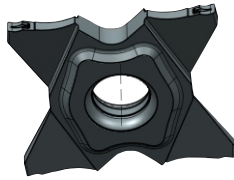
图示为右手刀具
Right-hand Tool shown

单位:mm
Unit:mm

型号 Designation		尺寸 Dimension					配套刀片 Inserts	零件 Spare Parts	
右手 Right	左手 Left	H	Tmax	Dmin	L1	L		螺钉 Screw	六角扳手 Hex Wrench
TTIR16-2C	TTIL16-2C	16	8.5	25	40	125	TDC/J2	M5*16	L4.0
TTIR20-2C	TTIL20-2C	20	5.8			160			
TTIR25-2C	TTIL25-2C	25	5.0		200				
TTIR20-3C	TTIL20-3C	20	5.8	31	60	160	TDC/J3	M6*16	L5.0
TTIR25-3C	TTIL25-3C	25	5.0			200			
TTIR32-3C	TTIL32-3C	32	4.8		250				
TTIR20-4C	TTIL20-4C	20	5.8	25	40	160	TDC/J4	M8*20	L6.0
TTIR25-4C	TTIL25-4C	25	5.0			200			
TTIR32-4C	TTIL32-4C	32	4.8		250				
TTIR25-5C	TTIL25-5C	25	5.2	31	60	200	TDC/J5	M8*20	L6.0
TTIR32-5C	TTIL32-5C	32	4.7			250			

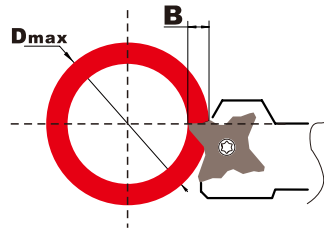
TQJ27 切槽切断刀片

TQJ Grooving & Cut-off Inserts



单位:mm
Unit:mm

型号 Designation	尺寸 Dimensions					材质 Grades			
	W	B	A	h	R	OTO7225	OTO7225C	OTO7226	H10
TQJ27-100-010	1.00	3.5	27	4	0.10	●	●	●	●
TQJ27-150-020	1.50	5.7			0.20	●	●	●	●
TQJ27-200-020	2.00	6.4			0.30	●	●	●	●
TQJ27-250-030	2.50				0.20	●	●	●	●
TQJ27-300-020	3.00				0.40	●	●	●	●
TQJ27-300-040	3.00				0.20	●	●	●	●
TQJ27-350-020	3.50				0.40	●	●	●	●
TQJ27-400-020	4.00				0.20	●	●	●	●

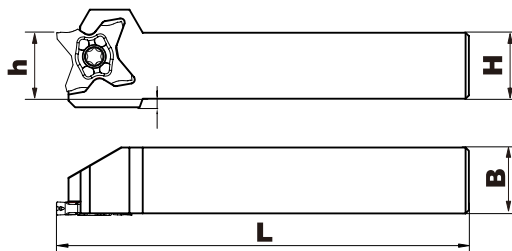



单位:mm
Unit:mm

型号 Designation	工件外圆直径Dmax									
	B≤3.0	B≤3.5	B≤4.0	B≤4.5	B≤5.0	B≤5.5	B≤5.7	B≤6.0	B≤6.2	B≤6.4
TQJ27-100-010	无限制	600	/	/	/	/	/	/	/	/
TQJ27-150-020	无限制		/	/	/	/	50	/	/	/
TQJ27-200-020	无限制		/	/	/	/	/	/	/	/
TQJ27-250-030	无限制		/	/	/	/	/	/	/	/
TQJ27-300-020	无限制		280	180	130	105	95	85	75	55
TQJ27-300-040	无限制									
TQJ27-350-020	无限制									
TQJ27-400-020	无限制									

TQJ27 切槽切断刀杆

TQJ Grooving & Cut-off Toolholder



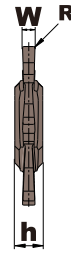
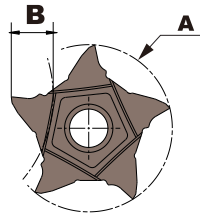

图示为右手刀具
Right-hand Tool shown

单位:mm
Unit:mm

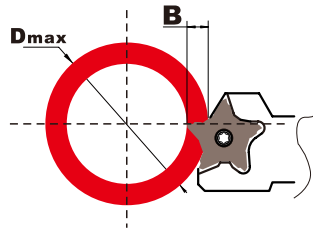
型号 Designation		尺寸 Dimension				配套刀片 Inserts	零件 Spare Parts	
右手 Right	左手 Left	H	h	B	L		螺钉 Screw	梅花扳手 Torx Wrench
TQHR10-27	TQHL10-27	10	10	10	120	TQJ27***	M5*16	T20
TQHR12-27	TQHL12-27	12	12	12				
TQHR16-27	TQHL16-27	16	16	16				
TQHR20-27	TQHL20-27	20	20	20				
TQHR25-27	TQHL25-27	25	25	25	135			

PEN24N 切槽切断刀片

PENTA24N Grooving & Cut-off Inserts



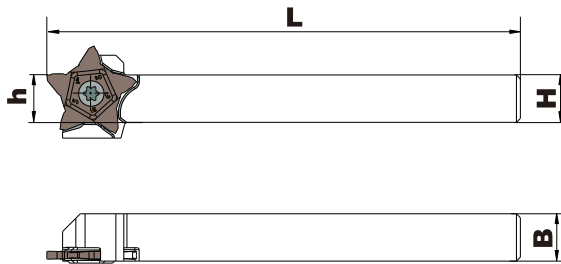

形状	型号	CW	RE	CWTOL	RETOL	CDX	GAN
	PENTA 24N050PF005	0.50	0.05	0.02	0.020	2.50	6.0
	PENTA 24N075PF005	075	0.05	0.02	0.020	2.50	6.0
	PENTA 24N095PF005	0.95	0.05	0.02	0.020	4.00	6.0
	PENTA 24N100P005	1.00	0.05	0.02	0.020	3.50	12.0
	PENTA 24N100PF010	1.00	0.10	0.02	0.020	4.00	6.0
	PENTA 24N125PF020	1.25	0.20	0.02	0.020	5.00	6.0
	PENTA 24N145PF020	1.45	0.20	0.02	0.020	6.20	6.0
	PENTA 24N150P005	1.50	0.05	0.02	0.020	5.00	12.0
	PENTA 24N150PF020	1.50	0.20	0.02	0.030	6.00	6.0
	PENTA 24N175PF020	1.75	0.20	0.02	0.030	6.20	6.0
	PENTA 24N185PF020	1.85	0.20	0.02	0.030	6.00	6.0
	PENTA 24N200P005	2.00	0.05	0.02	0.020	6.00	12.0
	PENTA 24N200PF020	2.00	0.20	0.02	0.030	6.50	6.0
	PENTA 24N230PF020	2.30	0.20	0.02	0.030	6.20	6.0
	PENTA 24N239PF015	2.39	0.15	0.02	0.030	6.50	6.0
	PENTA 24N250PF020	2.50	0.20	0.02	0.030	6.50	6.0
	PENTA 24N300PF020	3.00	0.20	0.02	0.030	6.50	6.0
	PENTA 24N300PF030	3.00	0.30	0.02	0.030	6.20	6.0
PENTA 24N400PF020	4.00	0.20	0.02	0.030	6.520	6.0	
PENTA 24N400PF040	4.00	0.40	0.02	0.030	6.20	6.0	



型号 Designation	工件外圆直径Dmax												
	B≤3.0	B≤3.5	B≤4.0	B≤4.5	B≤5.0	B≤5.5	B≤5.7	B≤6.0	B≤6.2	B≤6.4			
PENTA24N050	20												
PENTA24N100	无限制	250											
PENTA24N150	无限制	470	210	50	20								
PENTA24N200	无限制												
PENTA24N250	无限制												
PENTA24N300	无限制												
PENTA24N350	无限制						180	120	80	70	60		
PENTA24N400	无限制												

PENTA24N切槽切断刀杆

PENTA24N Grooving & Cut-off Toolholder



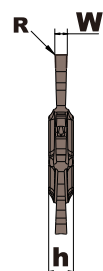
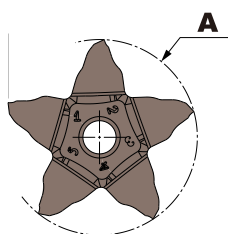

图示为右手刀具
Right-hand Tool shown


单位:mm
Unit:mm

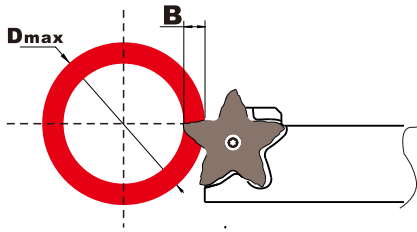
型号 Designation		尺寸 Dimension				配套刀片 Inserts	零件 Spare Parts	
右手 Right	左手 Left	H	h	B	L		螺钉 Screw	梅花扳手 Torx Wrench
PCHR10-24	PCHL10-24	10	10	10	120	PENTA24N***	M5*16	T20
PCHR12-24	PCHL12-24	12	12	12				
PCHR16-24	PCHL16-24	16	16	16				
PCHR20-24	PCHL20-24	20	20	20				
PCHR25-24	PCHL25-24	25	25	25	135			

PEN34N 切槽切断刀片

PENTA34N Grooving & Cut-off Inserts



形状	型号	CW	RE	CWTOL	RETOL	CDX
	PENTA 34N150PB015	1.50	0.15	0.02	0.030	8.00
	PENTA 34N200PB020	2.00	0.20	0.02	0.030	8.00
	PENTA 34N300PB020	3.00	0.20	0.02	0.030	8.00
	PENTA 34N150C015	1.50	0.15	0.02	0.030	8.00
	PENTA 34N200C020	2.00	0.20	0.02	0.030	8.00
	PENTA 34N200C100	2.00	1.00	0.02	0.030	8.00
	PENTA 34N222C015	2.22	0.15	0.02	0.030	8.00
	PENTA 34N230C020	2.30	0.20	0.02	0.030	8.00
	PENTA 34N239C015	2.39	0.15	0.02	0.030	8.00
	PENTA 34N239C120	2.39	0.20	0.02	0.030	8.00
	PENTA 34N247C020	2.47	0.20	0.02	0.030	8.00
	PENTA 34N250C020	2.50	0.20	0.02	0.030	8.00
	PENTA 34N270C010	2.70	0.10	0.02	0.030	10.00
	PENTA 34N287C020	2.87	0.20	0.02	0.030	10.00
	PENTA 34N300C000	3.00	0.00	0.02	0.030	10.00
	PENTA 34N300C020	3.00	0.20	0.02	0.030	10.00
	PENTA 34N300C040	3.00	0.40	0.02	0.030	10.00
	PENTA 34N300C150	3.00	0.50	0.02	0.030	10.00
	PENTA 34N315C015	3.15	0.15	0.02	0.030	10.00
	PENTA 34N318C020	3.18	0.20	0.02	0.030	10.00
	PENTA 34N330C010	3.30	0.10	0.02	0.030	10.00
	PENTA 34N348C020	3.48	0.20	0.02	0.030	10.00
	PENTA 34N350C025	3.50	0.26	0.02	0.030	10.00
	PENTA 34N398C020	3.98	0.20	0.02	0.030	10.00
	PENTA 34N400C030	4.00	0.30	0.02	0.030	10.00

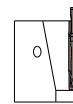
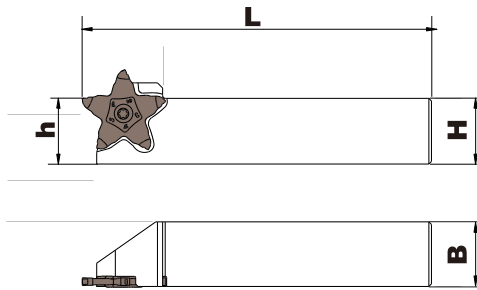


单位:mm
Unit:mm

型号 Designation	工件外圆直径Dmax						
	B≤5.0	B≤6.0	B≤7.0	B≤8.0	B≤8.5	B≤9.0	B≤10.0
PENTA34N150	无限制	350	165	100	55	/	/
PENTA34N200	无限制						
PENTA34N250	无限制						
PENTA34N300	无限制					55	20
PENTA34N350	无限制						
PENTA34N400	无限制						

PENTA34N切槽切断刀杆

PENTA34N Grooving & Cut-off Toolholder



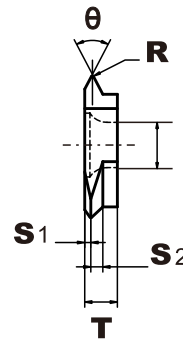
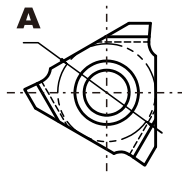

图示为右手刀具
Right-hand Tool shown

单位:mm
Unit:mm

型号 Designation		尺寸 Dimension				配套刀片 Inserts	零件 Spare Parts	
右手 Right	左手 Left	H	h	B	L		螺钉 Screw	梅花扳手 Torx Wrench
PCHR16-34	PCHL16-34	16	16	16	120	PENTA34N***	M5*16	T20
PCHR20-34	PCHL20-34	20	20	20				
PCHR25-34	PCHL25-34	25	25	25	135			
PCHR32-34	PCHL32-34	32	32	32				

TTX32立装螺纹刀片

TTX32 Threading Inserts



图示为右手刀具
Right-hand Tool shown

单位:mm
Unit:mm

型号 Designation		螺距 Pitch		尺寸 Dimensions						材质 Grades				
右手 Right	左手 Left	公制 ISO (mm)	英制 ANSI (inch/Teeth)	A	T	φd	θ	R	S1	S2	OTO7225	OTO7225C	OTO7226	H10
TTX32R6000	TTX32L6000	0.5~1.0	56~32	9.525	3.18	4.4	60°	0.00	0.6	1.12	●	●	●	●
TTX32R60005	TTX32L60005	0.5~1.0	48~32					0.05			●	●	●	●
TTX32R6001	TTX32L6001	1.0~2.0	28~14					0.10	1.1	1.62	●	●	●	●
TTX32R6000S	TTX32L6000S	0.5	56~48					0.00	0.3	1.12	●	●	●	●
TTX32R60005S	TTX32L60005S	0.5	48				0.05	●			●	●	●	
TTX32R5501	TTX32L5501		28~19				55°	0.10	0.75	1.01	●	●	●	●
TTX32R55015	TTX32L55015		29~11					0.15	1.2	1.46	●	●	●	●

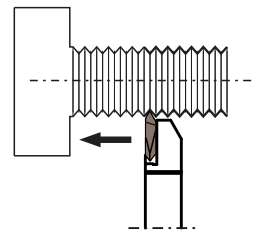
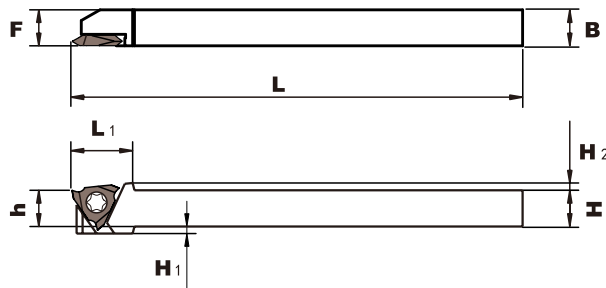
适用螺纹 Applicable Thread	M:公制螺纹(ISO)	R, RC(PT)(BSPT): 锥管螺纹
	UN:美制螺纹	W:英国惠氏螺纹
	UNF:美制细牙螺纹	NPT:美制锥管螺纹
	G(PF):直管螺纹	



刀片不带修光刀。
The inserts have no wiper.
一个刀片可以加工多个螺距。
A Insert can process multiple pitches

KTTX 外螺纹车刀杆

KTTX External Threading Toolholder



图示为右手刀具
Right-hand Tool shown

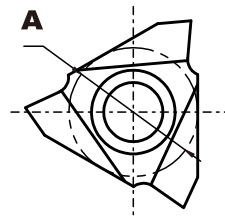
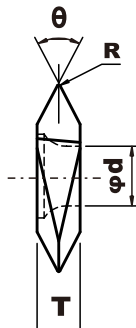


可加工至螺纹根部
Can cut to the root of the thread
右手刀片装右手刀杆使用,左手刀片装左手刀杆使用。
Right Insert for Right Toolholder, Left Insert for left toolholder.
单位:mm
Unit:mm

型号 Designation		尺寸 Dimension								零件 Spare Parts	
H	h	B	F	H ₁	H ₂	L ₁	L	螺钉 Screw	梅花扳手 Torx Wrench		
KTTXR1010K-16F	KTTXL1010K-16F	10	10	10	10	2		M4*8	T15		
KTTXR1212K-16F	KTTXL1212K-16F	12	12	12	12						
KTTXR1616K-16F	KTTXL1616K-16F	16	16	16	16						
KTTXR2020K-16F	KTTXL2020K-16F	20	20	20	20						

TT32 立装螺纹刀片

TT32 Threading Inserts



图示为右手刀具
Right-hand Tool shown

单位:mm
Unit:mm

型号 Designation		螺距 Pitch		尺寸 Dimensions					材质 Grades			
右手 Right	左手 Left	公制 ISO (mm)	英制 ANSI (Teeth/Inch)	A	T	ϕd	θ	R	OTO7225	OTO7225C	OTO7226	H10
TT32R6000	TT32L6000	0.5~2.5	56~10	9.525	3.18	4.4	60°	0.00	●	●	●	●
TT32R6001	TT32L6001	1.0~2.5	24~10					0.10	●	●	●	●
TT32R6002	TT32L6002	1.5~2.5	16~10					0.20	●	●	●	●
TT32R6003	TT32L6003	2.5	11~10					0.30	●	●	●	●
TT32R5501	TT32L5501		28~10				55°	0.10	●	●	●	●
TT32R5502	TT32L5502		14~10					0.20	●	●	●	●

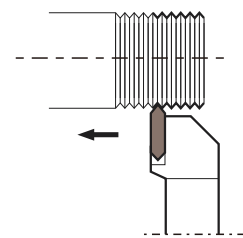
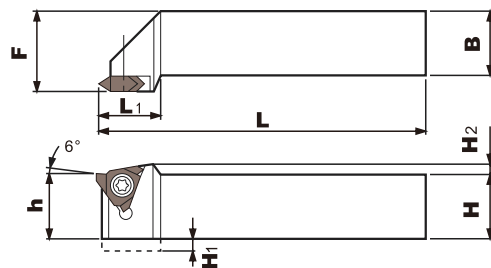
适用螺纹 Applicable Thread	M: 公制螺纹(ISO)	R, RC(PT)(BSPT): 锥管螺纹
	UN: 美制螺纹	W: 英国惠氏螺纹
	UNF: 美制细牙螺纹	NPT: 美制锥管螺纹
	G(PF): 直管螺纹	



刀片不带修光刃。
The inserts have no wiper.
一个刀片可以加工多个螺距。
A Insert can process multiple pitches

KTT 外螺纹车刀杆

KTT External Threading Toolholder



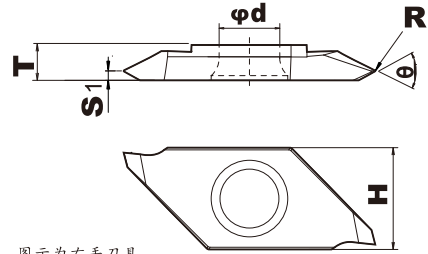

图示为右手刀具
Right-hand Tool shown

单位:mm
Unit:mm

型号 Designation		尺寸 Dimension								零件 Spare Parts	
H	h	B	F	H ₁	H ₂	L ₁	L	螺钉 Screw	梅花扳手 Torx Wrench		
KTTR1010K-16	KTTL1010K-16	10	10	10	10	2.5	18	M4*8	T15		
KTTR1212K-16	KTTL1212K-16	12	12	12	12						
KTTR1616K-16	KTTL1616K-16	16	16	16	16						
KTTR2020K-16	KTTL2020K-16	20	20	20	20						
KTTR2525M-16	KTTL2525M-16	25	25	25	25						

TKFT 立装螺纹刀片

TKFT Threading Inserts



图示为右手刀具
Right-hand Tool shown

单位:mm
Unit:mm

型号 Designation		螺距 Pitch		尺寸 Dimensions						材质 Grades						
右手 Right	左手 Left	公制 ISO (mm)	英制 ANSI (Inch/Teeth)	H	T	φd	θ	R	S1	OTO7225	OTO7225C	OTO7226	H10			
TKFT12RA60005	TKFT12LA60005	0.5~1.25	48~24	8.7	3.0	5.0	60°	0.05	0.8	●	●	●	●			
TKFT12RB60005	TKFT12LB60005	0.5~1.25	48~24							●	●	●	●			
TKFT12RN6001	TKFT12LN6001	1.0~2.0	24~12							●	●	●	●			
TKFT12RA55005	TKFT12LA55005	/	48~24				9.5	4.0	5.0	55°	0.05	0.8	●	●	●	●
TKFT12RB55005	TKFT12LB55005		48~24										●	●	●	●
TKFT12RN5501	TKFT12LN5501		24~12										●	●	●	●
TKFT16RA60005	TKFT16LA60005	0.5~1.25	48~24	9.5	4.0	5.0	60°	0.05	0.8	●	●	●	●			
TKFT16RB60005	TKFT16LB60005	0.5~1.25	48~24							●	●	●	●			
TKFT16RN6001	TKFT16LN6001	1.0~3.0	24~8							●	●	●	●			
TKFT16RA55005	TKFT16LA55005	/	48~24				9.5	4.0	5.0	55°	0.05	0.8	●	●	●	●
TKFT16RB55005	TKFT16LB55005		48~24										●	●	●	●
TKFT16RN5501	TKFT16LN5501		24~8										●	●	●	●

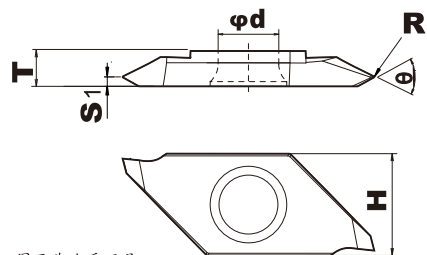

●刀杆跟TKF12/16R切槽切断刀片通用

刀尖选择指南

TKFT12/16RN****	TKFT12/16RA****	TKFT12/16RB****
TKFT12/16LN****	TKFT12/16LA****	TKFT12/16LB****

TTP/TTPA 立装螺纹刀片

TTP/TTPA Threading Inserts



图示为右手刀具
Right-hand Tool shown

单位:mm
Unit:mm

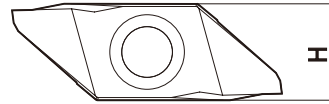
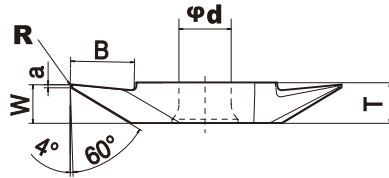

型号 Designation		螺距 Pitch		尺寸 Dimensions						材质 Grades			
右手 Right	左手 Left	公制 ISO (mm)	英制 ANSI (Inch/Teeth)	H	T	φd	θ	R	S1	OTO7225	OTO7225C	OTO7226	H10
TTP60FR-5A	TTP60FL-5A	0.25~1.0	48~24	8.0	2.5	5.0	60°	0.05	0.5	●	●	●	●
TTP55FR-5A	TTP55FL-5A	0.25~1.0					55°			●	●	●	●
TTP60FR-5B	TTP60FL-5B						60°			●	●	●	●
TTP55FR-5B	TTP55FL-5B	55°					●			●	●	●	
TTP60FR-N	TTP60FL-N	0.5~2.0	48~12	9.4	3.5	5.0	60°	0.05	1.25	●	●	●	●
TTP55FR-N	TTP55FL-N	0.25~1.0					55°			●	●	●	●
TTPA60FR-5A	TTPA60FL-5A		0.25~1.0	48~24	9.4	3.5	5.0	60°	0.05	0.5	●	●	●
TTPA55FR-5A	TTPA55FL-5A	0.25~1.0	55°					●			●	●	●
TTPA60FR-5B	TTPA60FL-5B		60°					●			●	●	●
TTPA55FR-5B	TTPA55FL-5B	55°	●					●			●	●	
TTPA60FR-N	TTPA60FL-N	0.5~3.0	48~8	9.4	3.5	5.0	60°	0.05	1.6	●	●	●	●
TTPA55FR-N	TTPA55FL-N	0.25~1.0	24~8				55°			●	●	●	●

●刀杆跟GTP/CTPA切槽切断刀片通用

右手刀				左手刀			
带衬套时		后车削时		带衬套时		后车削时	
<p>刀尖形状: A型</p>		<p>刀尖形状: B型</p>		<p>刀尖形状: B型</p>		<p>刀尖形状: A型</p>	
刀杆	TTPR	刀杆	TTPR	刀杆	TTPL	刀杆	TTPL
刀片	TTP□□FR□A	刀片	TTP□□FR□B	刀片	TTP□□FL□B	刀片	TTP□□FL□A

TKFB背车刀片

TKFB BackTurning Insert



图示为右手刀具
Right-hand Tool shown

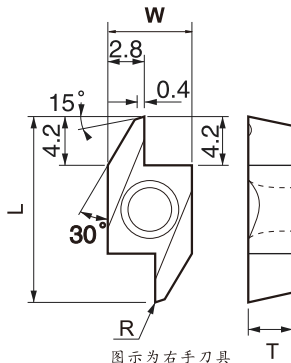

单位:mm
Unit:mm

型号 Designation	尺寸 Dimensions							材质 Grades			
	W	B	T	H	φd	a	R	OTO7225	OTO7225C	OTO7226	H10
TKFB12R15005	1.5	2.6	3.0	8.7	5.2	0.25	0.05	●	●	●	●
TKFB12R28005	2.0	4.6						●	●	●	●
TKFB12R28010	2.5		●	●		●	●				
TKFB16R38005	3.8	6.3	4.0	9.5		0.3	0.05	●	●	●	●
TKFB16R38010							0.10	●	●	●	●

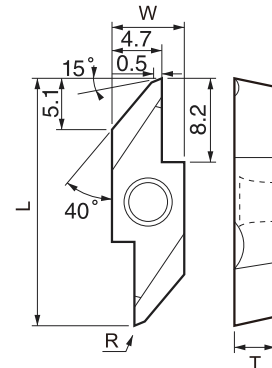

●刀杆跟TKF12/16R切槽切断刀片通用

ABS/ABW背车刀片

ABS/ABW BackTurning Insert



图示为右手刀具
Right-hand Tool shown



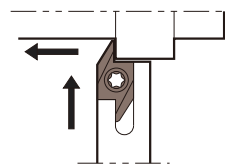
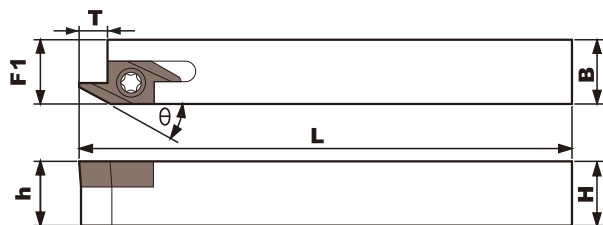
图示为右手刀具
Right-hand Tool shown

单位:mm
Unit:mm

型号 Designation	尺寸 Dimensions				材质 Grades			
	L	W	T	R	OTO7225	OTO7225C	OTO7226	H10
ABS15R4005	15.4	7.0	3.97	0.05	●	●	●	●
ABS15R4015				0.15	●	●	●	●
ABW23R5005	23.4	7.0	3.97	0.05	●	●	●	●
ABW23R5015				0.15	●	●	●	●

ABS背车刀杆

ABS BackTurning Toolholder



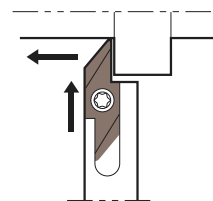
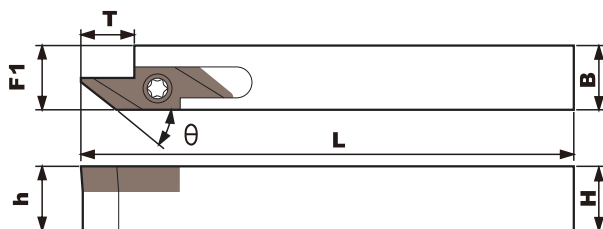
图示为右手刀具
Right-hand Tool shown

单位:mm
Unit:mm

型号 Designation	尺寸 Dimension							配套刀片 Inserts	零件 Spare Parts	
	H	h	B	F1	T	L	θ		螺钉 Screw	梅花扳手 Torx Wrench
SABSR1010K-40F	10	10	10	10.2	4.2	125	30°	ABS15R*** (配右手刀杆) (For Right-hand Toolholder)	M3*8	T10
SABSR1212K-40F	12	12	12	12.2						
SABSR1616K-40F	16	16	16	16.2						
SABSR2020K-40F	20	20	20	20.2						

ABW-50F背车刀杆

ABW-50F BackTurning Toolholder


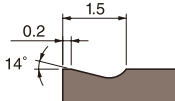

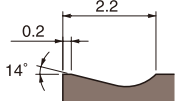



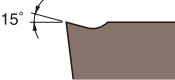

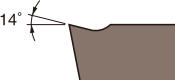

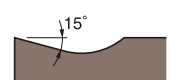

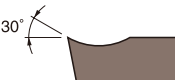




图示为右手刀具
Right-hand Tool shown


单位:mm
Unit:mm

型号 Designation	尺寸 Dimension							配套刀片 Inserts	零件 Spare Parts	
	H	h	B	F1	T	L	θ		螺钉 Screw	梅花扳手 Torx Wrench
SABWR1010K-50F	10	10	10	10.2	8.2	125	40°	ABW23R*** (配右手刀杆) (For Right-hand Toolholder)	M4*8	T15
SABWR1212K-50F	12	12	12	12.2						
SABWR1616K-50F	16	16	16	16.2						
SABWR2020K-50F	20	20	20	20.2						


精磨车刀片槽型介绍

槽型代号	槽型形状	槽型断面剖视图	槽型应用优点	应用推荐
B			适用于进给量较小的0.15~0.25mm/rev的一般加工。	精加工 fini shing 半精加工 semi - fini shing
C			普通切削常用进给的0.2~0.35mm/rev时使用的通用型。	semi - fini shing 半精加工 粗加工 roughing
H			切削效果优异、卷屑小。	semi - fini shing 半精加工
F			控制排屑、可低阻力切削。	fini shing 精加工
J			低进给和切深变化时，也可以稳定地控制切屑。适用自动车床加工。	low feeding 低进给
S			锋利刀尖规格实现优秀切削效果、降低阻力。控制排屑方向确保切削顺畅排出。	fini shing 精加工
U			低进给条件下即使切深变化也能切实控制切屑，使低阻力加工成为可能。	low feeding 低进给
Y			切削效果优异、获得良好的完成面。	semi - fini shing 半精加工

TNGG-S/C/P



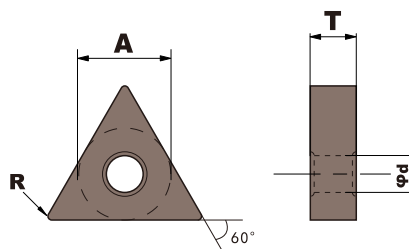
-S



-C




-P




图示为右手刀具
Right-hand Tool shown

型号 Designation		尺寸 Dimensions				材质 Grades				
右手 Right	左手 Left	A	T	φd	R	OT01000	OT07225	OT07225C	OT07226	H10
TNGG160401R-S	TNGG160401L-S	9.525	4.76	3.81	0.10	●	●	●	●	●
TNGG160402R-S	TNGG160402L-S				0.20	●	●	●	●	●
TNGG160404R-S	TNGG160404L-S				0.40	●	●	●	●	●
TNGG160401R-C	TNGG160401L-C				0.10	●	●	●	●	●
TNGG160402R-C	TNGG160402L-C				0.20	●	●	●	●	●
TNGG160404R-C	TNGG160404L-C				0.40	●	●	●	●	●
TNGG160401R-P	TNGG160401L-P				0.10	●	●	●	●	●
TNGG160402R-P	TNGG160402L-P				0.20	●	●	●	●	●
TNGG160404R-P	TNGG160404L-P				0.40	●	●	●	●	●


TNGG-HA/UL/MS/CY



-HA



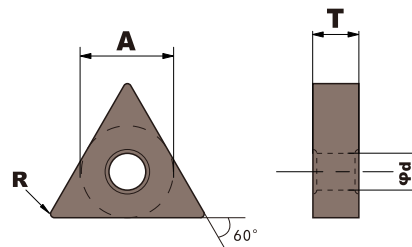
-UL



-MS




-CY




型号 Designation		尺寸 Dimensions				材质 Grades				
		A	T	φd	R	OT01000	OT07225	OT07225C	OT07226	H10
TNGG160401HA		9.525	4.76	3.81	0.10	●	●	●	●	●
TNGG160402HA					0.20	●	●	●	●	
TNGG160401UL					0.10	●	●	●	●	
TNGG160402UL					0.20	●	●	●	●	
TNGG160401MS					0.10	●	●	●	●	
TNGG160402MS					0.20	●	●	●	●	
TNGG160404MS					0.40	●	●	●	●	
TNGG160401CY					0.10	●	●	●	●	
TNGG160402CY					0.20	●	●	●	●	
TNGG160404CY					0.40	●	●	●	●	

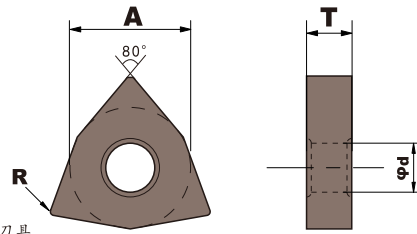
WNGG-S/C



-S



-C




图示为右手刀具
Right-hand Tool shown

型号 Designation		尺寸 Dimensions				材质 Grades					
右手 Right	左手 Left	A	T	φd	R	OT01000	OT07225	OT07225C	OT07226	H10	
WNGG080402R-S	WNGG080402L-S	12.7	4.76	5.16	0.20	●	●	●	●	●	
WNGG080404R-S	WNGG080404L-S				0.40	●	●	●	●	●	●
WNGG080402R-C	WNGG080402L-C				0.20	●	●	●	●	●	●
WNGG080404R-C	WNGG080404L-C				0.40	●	●	●	●	●	●

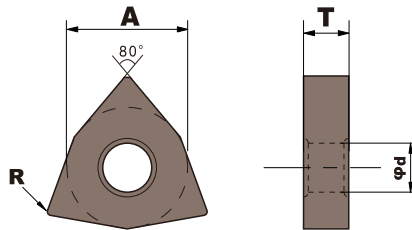
WNGG-MS/HA



MS

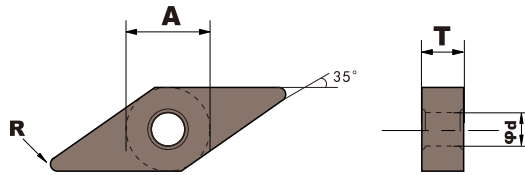



HA



型号 Designation		尺寸 Dimensions				材质 Grades					
		A	T	φd	R	OT01000	OT07225	OT07225C	OT07226	H10	
WNGG080402MS		12.7	4.76	5.16	0.20	●	●	●	●	●	
WNGG080404MS					0.40	●	●	●	●	●	●
WNGG080402HA					0.20	●	●	●	●	●	●
WNGG080404HA					0.40	●	●	●	●	●	●

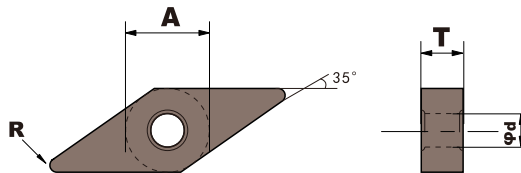
VNGG-H



图示为右手刀具
Right-hand Tool shown


型号 Designation		尺寸 Dimensions				材质 Grades				
右手 Right	左手 Left	A	T	ϕd	R	OT01000	OTO7225	OTO7225C	OTO7226	H10
VNGG160402R-H	VNGG160404L-H	9.525	4.76	3.81	0.20	●	●	●	●	●
VNGG160404R-H	VNGG160404L-H				0.40	●	●	●	●	●

VNGG-MS

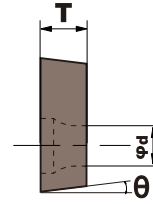
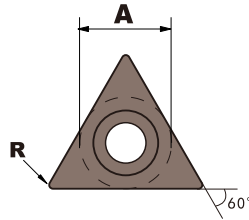


型号 Designation		尺寸 Dimensions				材质 Grades				
		A	T	ϕd	R	OT01000	OTO7225	OTO7225C	OTO7226	H10
VNGG160402MS		9.525	4.76	3.81	0.20	●	●	●	●	●
VNGG160404MS					0.40	●	●	●	●	●

TBGT/TBGH/TCGT/TPGH-F



图示为右手刀具
Right-hand Tool shown



单位:mm
Unit:mm

型号 Designation		尺寸 Dimensions					材质 Grades				
右手 Right	左手 Left	A	T	φd	θ	R	OT01000	OTO7225	OTO7225C	OTO7226	H10
TBGT060101R-F	TBGT060101L-F	3.97	1.59	2.3	5°	0.10	●	●	●	●	●
TBGT060102R-F	TBGT060102L-F					0.20	●	●	●	●	●
TBGT060104R-F	TBGT060104L-F					0.40	●	●	●	●	●
TPGH080201R-F	TPGH080201L-F	4.76	2.38	2.3	11°	0.10	●	●	●	●	●
TPGH080202R-F	TPGH080202L-F					0.20	●	●	●	●	●
TPGH080204R-F	TPGH080204L-F					0.40	●	●	●	●	●
TPGH090201R-F	TPGH090201L-F	5.56	2.38	2.5	11°	0.10	●	●	●	●	●
TPGH090202R-F	TPGH090202L-F					0.20	●	●	●	●	●
TPGH090204R-F	TPGH090204L-F					0.40	●	●	●	●	●
TPGH110301R-F	TPGH110301L-F	6.35	2.38	2.8	11°	0.10	●	●	●	●	●
TPGH110302R-F	TPGH110302L-F					0.20	●	●	●	●	●
TPGH110304R-F	TPGH110304L-F					0.40	●	●	●	●	●
TCGT110201R-F	TCGT110201L-F	6.35	2.38	2.8	7°	0.10	●	●	●	●	●
TCGT110202R-F	TCGT110202L-F					0.20	●	●	●	●	●
TCGT110204R-F	TCGT110204L-F					0.40	●	●	●	●	●

CCGT-F/U/H



-F

-U

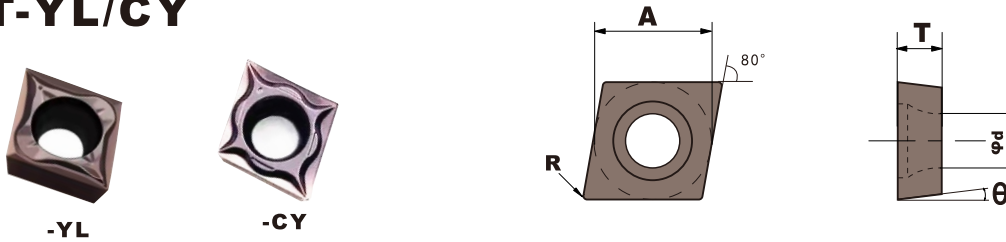
-H

图示为右手刀具
Right-hand Tool shown

单位:mm
Unit:mm

型号 Designation		尺寸 Dimensions					材质 Grades				
右手 Right	左手 Left	A	T	φd	θ	R	OT01000	OT07225	OT07225C	OT07226	H10
CCGT030101R-F	CCGT030101L-F	3.5	1.40	1.9	7°	0.10	●	●	●	●	●
CCGT030102R-F	CCGT030102L-F					0.20	●	●	●	●	●
CCGT030104R-F	CCGT030104L-F					0.40	●	●	●	●	●
CCGT040101R-F	CCGT040101L-F	4.3	1.80	2.3		0.10	●	●	●	●	●
CCGT040102R-F	CCGT040102L-F					0.20	●	●	●	●	
CCGT040104R-F	CCGT040104L-F					0.40	●	●	●	●	
CCGT060201R-F	CCGT060201L-F	6.35	2.38	2.8		0.10	●	●	●	●	●
CCGT060202R-F	CCGT060202L-F					0.20	●	●	●	●	
CCGT060204R-F	CCGT060204L-F					0.40	●	●	●	●	
CCGT060201R-U	CCGT060201L-U	6.35	2.38	2.8		0.10	●	●	●	●	●
CCGT060202R-U	CCGT060202L-U					0.20	●	●	●	●	
CCGT060204R-U	CCGT060204L-U					0.40	●	●	●	●	
CCGT09T301R-U	CCGT09T301L-U	9.525	3.97	4.4	0.10	●	●	●	●	●	
CCGT09T302R-U	CCGT09T302L-U				0.20	●	●	●	●		
CCGT09T304R-U	CCGT09T304L-U				0.40	●	●	●	●		
CCGT09T301R-H	CCGT09T301L-H	9.525	3.97	4.4	0.10	●	●	●	●	●	
CCGT09T302R-H	CCGT09T302L-H				0.20	●	●	●	●		
CCGT09T304R-H	CCGT09T304L-H				0.40	●	●	●	●		

CCGT-YL/CY



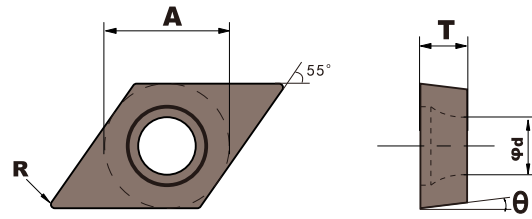
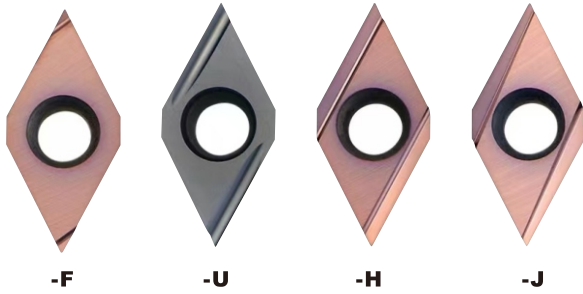
-YL

-CY

单位:mm
Unit:mm

型号 Designation		尺寸 Dimensions					材质 Grades				
		θ	A	T	φd	R	OT01000	OT07225	OT07225C	OT07226	H10
CCGT09T301CY	7°	9.525	3.97	4.4	0.10	●	●	●	●	●	
CCGT09T302CY					0.20	●	●	●	●		
CCGT09T304CY					0.40	●	●	●	●		
CCGT09T301YL					0.10	●	●	●	●		
CCGT09T302YL					0.20	●	●	●	●		
CCGT09T304YL					0.40	●	●	●	●		

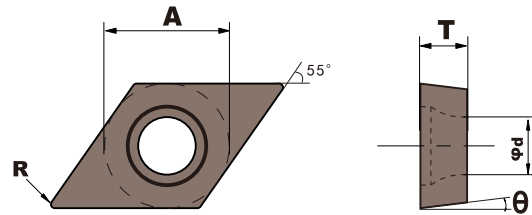
DCGT-F/U/H/J



图示为右手刀具
Right-hand Tool shown

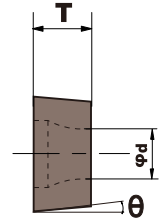
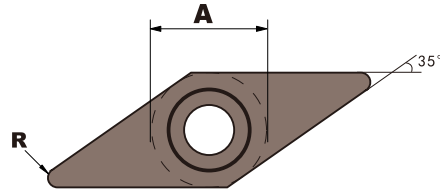

型号 Designation		尺寸 Dimensions					材质 Grades				
右手 Right	左手 Left	A	T	φd	θ	R	OT01000	OTO7225	OTO7225C	OTO7226	H10
DCGT070202R-F	DCGT070202R-F	6.35	2.38	2.8	7°	0.20	●	●	●	●	●
DCGT070204R-F	DCGT070204R-F					0.40	●	●	●	●	●
DCGT070201R-U	DCGT070201R-U					0.10	●	●	●	●	●
DCGT070202R-U	DCGT070202R-U					0.20	●	●	●	●	●
DCGT070204R-U	DCGT070204R-U					0.40	●	●	●	●	●
DCGT11T301R-F	DCGT11T301R-F					9.525	3.97	4.4	0.10	●	●
DCGT11T302R-F	DCGT11T302R-F	0.20	●	●					●	●	●
DCGT11T304R-F	DCGT11T304R-F	0.40	●	●					●	●	●
DCGT11T301R-U	DCGT11T301R-U	0.10	●	●					●	●	●
DCGT11T302R-U	DCGT11T302R-U	0.20	●	●					●	●	●
DCGT11T304R-U	DCGT11T304R-U	0.40	●	●					●	●	●
DCGT11T301R-J	DCGT11T301R-J	0.10	●	●					●	●	●
DCGT11T302R-J	DCGT11T302R-J	0.20	●	●					●	●	●
DCGT11T304R-J	DCGT11T304R-J	0.40	●	●					●	●	●
DCGT11T301R-H	DCGT11T301R-H	0.10	●	●					●	●	●
DCGT11T302R-H	DCGT11T302R-H	0.20	●	●					●	●	●
DCGT11T304R-H	DCGT11T304R-H	0.40	●	●					●	●	●

DCGT-YL/CY/ML



型号 Designation	尺寸 Dimensions					材质 Grades				
	θ	A	T	φd	R	OT01000	OTO7225	OTO7225C	OTO7226	H10
DCGT11T301CY	7°	9.525	3.97	4.4	0.10	●	●	●	●	●
DCGT11T302CY					0.20	●	●	●	●	●
DCGT11T304CY					0.40	●	●	●	●	●
DCGT11T301YL					0.10	●	●	●	●	●
DCGT11T302YL					0.20	●	●	●	●	●
DCGT11T304YL					0.40	●	●	●	●	●
DCGT11T301ML					0.10	●	●	●	●	●
DCGT11T302ML					0.20	●	●	●	●	●
DCGT11T304ML					0.40	●	●	●	●	●

VB/VC/VPGT-F/U/Y

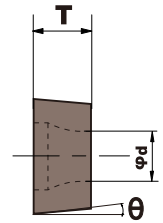
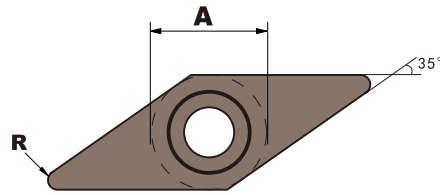


图示为右手刀具
Right-hand Tool shown

单位:mm
Unit:mm

型号 Designation		尺寸 Dimensions					材质 Grades				
右手 Right	左手 Left	A	T	φd	θ	R	OT01000	OTO7225	OTO7225C	OTO7226	H10
VBGT1103005R-F	VBGT1103005L-F	6.35	3.18	2.8	5°	0.05	●	●	●	●	●
VBGT110301R-F	VBGT110301L-F					0.10	●	●	●	●	●
VBGT110302R-F	VBGT110302L-F					0.20	●	●	●	●	●
VBGT1103005R-Y	VBGT1103005L-Y					0.10	●	●	●	●	●
VBGT110301R-Y	VBGT110301L-Y					0.20	●	●	●	●	●
VBGT110302R-Y	VBGT110302L-Y					0.05	●	●	●	●	●
VBGT110304R-Y	VBGT110304L-Y				0.10	●	●	●	●	●	
VPGT110301R-U	VPGT110301L-U				11°	0.20	●	●	●	●	●
VPGT110302R-U	VPGT110302L-U					0.40	●	●	●	●	●
VCGT160401R-Y	VCGT160401L-Y				9.525	3.97	4.4	7°	0.10	●	●
VCGT160402R-Y	VCGT160402L-Y	0.20	●	●					●	●	●
VCGT160404R-Y	VCGT160404L-Y	0.40	●	●					●	●	●

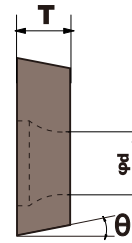
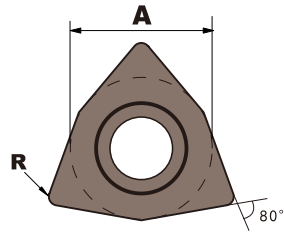

VBGT-YL/CY/ML



单位:mm
Unit:mm

型号 Designation		尺寸 Dimensions					材质 Grades				
		θ	A	T	φd	R	OT01000	OTO7225	OTO7225C	OTO7226	H10
VBGT110301CY	5°	6.35	3.18	2.8	0.10	●	●	●	●	●	●
VBGT110302CY					0.20	●	●	●	●	●	
VBGT110304CY					0.40	●	●	●	●	●	
VBGT110301YL					0.10	●	●	●	●	●	
VBGT110302YL					0.20	●	●	●	●	●	
VBGT110301ML					0.10	●	●	●	●	●	
VBGT110302ML					0.20	●	●	●	●	●	

WBG-T-F



图示为右手刀具
Right-hand Tool shown

单位:mm
Unit:mm

型号 Designation		尺寸 Dimensions					材质 Grades				
右手 Right	左手 Left	A	T	ϕd	θ	R	OT01000	OTO7225	OTO7225C	OTO7226	H10
WBG-T060102R-F	WBG-T060102L-F	3.97	1.59	2.3	5°	0.20	●	●	●	●	●
WBG-T060104R-F	WBG-T060104L-F					0.40	●	●	●	●	●

株洲大有新材料有限公司
地址：湖南省株洲市天元区仙月环路899号新马动力创新园2.1期D研发厂房
电话：+86-731-22283721
传真：+86-731-22283721
邮编：412000
电邮：info@otomotools.com
网址：www.otomotools.com

ZHUZHOU OTOMO ADVANCED MATERIAL CO.,LTD
Add : R&D Factory Plant, D Zone, Xinma Dynamic Innovation Park (China Power Valley) , No. 899, XianYue Huan road, TianYuan District, Zhuzhou City, Hunan Province , P.R.CHINA
Tel : +86-731-22283721
Fax : +86-731-22283721
Post code : 412000
E-mail : info@otomocarbide.com/info@otomotools.com
Website : www.otomocarbide.com
www.otomotools.com